

# RÉSULTATS

## 50 Brasse Messieurs - Finale A (Dimanche 18 Juin 2017 - 18h03)


















1. VAN DER BURGH Cameron	1988	RSA	 ENERGY STANDARD CLUB	00:27.07	929 pts
2. LIMA Felipe	1985	BRA	 BRÉSIL	00:27.26	910 pts
3. KOSEKI Yasuhiro	1992	JPN	 JAPON	00:27.58	879 pts
4. NIKOLAEV Andrei	1992	RUS	 EFIMOVA TEAM CLUB	00:27.61	876 pts
5. FUNK Richard	1992	CAN	 HIGH PERFORMANCE ONTARIO	00:27.78	860 pts
6. SCOZZOLI Fabio	1988	ITA	 ITALIE	00:27.80	858 pts
7. KAMMINGA Arno	1995	NED	 PAYS-BAS	00:27.96	843 pts
8. PALMER Lawrence	1992	GBR	 PUTTERIDGE SC	00:28.11	830 pts

## 50 Brasse Messieurs - Finale B (Dimanche 18 Juin 2017 - 16h02)

1. WIHANTO William	1994	FIN	 FINLANDE	00:28.06	834 pts
2. HORVATH David	1996	HUN	 HONGRIE	00:28.29	814 pts
3. GREENE Darragh	1995	IRL	 UNIVERSITY COLLEGE DUBLIN	00:28.38	806 pts
4. DENCAUSSE Jean	1997	FRA	 CN MARSEILLE	00:28.43	802 pts
<i>PÔLE FRANCE NATATION COURSE - MARSEILLE</i>					
5. STOLARSKI Marcin	1996	POL	 POLOGNE	00:28.55	792 pts
6. GRAHAM Jamie	1993	IRL	 ULSTER SWIMMING	00:28.57	790 pts
7. CAVE Daniel	1999	AUS	 AUSTRALIE	00:28.71	779 pts
8. GREVE Philip	1998	DEN	 FARUM	00:28.72	778 pts

## 50 Brasse Messieurs - Séries (Dimanche 18 Juin 2017 - 09h05)

1. LIMA Felipe	1985	BRA	 BRÉSIL	00:27.14	+0.66	922 pts	QFA
2. VAN DER BURGH Cameron	1988	RSA	 ENERGY STANDARD CLUB	00:27.57	+0.63	880 pts	QFA
3. FUNK Richard	1992	CAN	 HIGH PERFORMANCE ONTARIO	00:27.77	+0.61	861 pts	QFA
4. NIKOLAEV Andrei	1992	RUS	 EFIMOVA TEAM CLUB	00:27.86	+0.68	852 pts	QFA
5. KOSEKI Yasuhiro	1992	JPN	 JAPON	00:27.91	+0.64	848 pts	QFA
6. KAMMINGA Arno	1995	NED	 PAYS-BAS	00:28.07	+0.68	833 pts	QFA
7. SCOZZOLI Fabio	1988	ITA	 ITALIE	00:28.12	+0.63	829 pts	QFA
7. PALMER Lawrence	1992	GBR	 PUTTERIDGE SC	00:28.12	+0.57	829 pts	QFA
9. GREENE Darragh	1995	IRL	 UNIVERSITY COLLEGE DUBLIN	00:28.23	+0.64	819 pts	QFB
10. WIHANTO William	1994	FIN	 FINLANDE	00:28.24	+0.63	818 pts	QFB
11. DENCAUSSE Jean	1997	FRA	 CN MARSEILLE	00:28.33	+0.65	811 pts	QFB
<i>PÔLE FRANCE NATATION COURSE - MARSEILLE</i>							
12. STOLARSKI Marcin	1996	POL	 POLOGNE	00:28.39	+0.68	805 pts	QFB
13. CAVE Daniel	1999	AUS	 AUSTRALIE	00:28.49	+0.65	797 pts	QFB
14. KASER Yannick	1992	SUI	 SUISSE	00:28.51	+0.76	795 pts	QFB
15. HORVATH David	1996	HUN	 HONGRIE	00:28.57	+0.65	790 pts	QFB
16. GRAHAM Jamie	1993	IRL	 ULSTER SWIMMING	00:28.60	+0.62	788 pts	QFB
17. GREVE Philip	1998	DEN	 FARUM	00:28.69	+0.65	780 pts	
18. INGLIS Euan	1993	GBR	 EDINBURGH UNIVERSITY	00:28.71	+0.68	779 pts	
19. DOLENKO Danila	1995	RUS	 EFIMOVA TEAM CLUB	00:28.75	+0.67	776 pts	
20. ELLOUMI Wassim	1993	TUN	 SO MILLAU N	00:28.77	+0.73	774 pts	
21. PERSSON Erik	1994	SWE	 KUNGSBACKA SIMSALLSKAP	00:28.97	+0.69	758 pts	



22.	WONG Fu kang	1998	MAS	 MALAISIE	<b>00:29.07</b>	+0.65	750 pts
23.	NAISBY Jonathan	1993	CAN	 CN SHERBROOKE	<b>00:29.29</b>	+0.65	733 pts
24.	QUINN Nicholas	1993	IRL	 IRLANDE	<b>00:29.36</b>	+0.66	728 pts
25.	DUFAYARD Lucas	1998	FRA	 NAUTIC CLUB ALP'38	<b>00:29.47</b>	+0.66	720 pts
26.	MCGUCKIN Kieran	1992	GBR	 EDINBURGH UNIVERSITY	<b>00:29.51</b>	+0.61	717 pts
27.	PUIG GARRICH Albert	1994	ESP	 CN TERRASSA	<b>00:29.57</b>	+0.65	713 pts
28.	MOORE Andrew	1998	IRL	 UNIVERSITY COLLEGE DUBLIN	<b>00:29.79</b>	+0.67	697 pts
28.	BAARS Mark	1985	NED	 MNC DORDRECHT	<b>00:29.79</b>	+0.79	697 pts
30.	SANTOS Alexis-Manacas	1992	POR	 PORTUGAL	<b>00:29.92</b>	+0.68	688 pts
31.	FARO MOLINA Carles	1993	ESP	 CN TERRASSA	<b>00:30.19</b>	+0.68	670 pts
32.	NABARRO Brandon	1997	GBR	 PUTTERIDGE SC	<b>00:30.23</b>	+0.71	667 pts
33.	BENITEZ HERNANDEZ David	1998	ESP	 FEDERACION CATALANA DE NATACIO	<b>00:30.51</b>	+0.64	649 pts
34.	DE VRIES Jesse	1995	NED	 DE DOLFIJN AMSTERDAM	<b>00:30.60</b>	+0.68	643 pts
35.	LEWIS James	1998	GBR	 SWIM WALES	<b>00:30.63</b>	+0.70	641 pts
36.	CHARRADE Théo	1998	FRA	 AAS SARCELLES NATATION 95	<b>00:30.67</b>	+0.64	639 pts
<i>PÔLE FRANCE NATATION COURSE - PARIS (INSEP)</i>							
37.	BATSON Jordan	1996	GBR	 PUTTERIDGE SC	<b>00:30.68</b>	+0.60	638 pts
38.	POWER Dean	1997	IRL	 UNIVERSITY COLLEGE DUBLIN	<b>00:31.37</b>	+0.70	597 pts

#### 50 Papillon Dames - Finale A (Dimanche 18 Juin 2017 - 18h10)

1.	SJOSTROM Sarah	1993	SWE	 SODERSTOMS SIMSALLSKAP	<b>00:24.95</b>		938 pts	<b>RM</b>
2.	IKEE Rikako	2000	JPN	 JAPON	<b>00:25.79</b>		849 pts	
3.	BUYS Kimberly	1989	BEL	 BELGIQUE	<b>00:26.10</b>		820 pts	
4.	HENIQUE Mélanie	1992	FRA	 CN MARSEILLE	<b>00:26.17</b>		813 pts	
<i>PÔLE FRANCE NATATION COURSE - MARSEILLE</i>								
5.	DE WAARD Maaïke	1996	NED	 PAYS-BAS	<b>00:26.29</b>		802 pts	
5.	SAVARD Katerine	1993	CAN	 CAMO	<b>00:26.29</b>		802 pts	
7.	URBANCZYK Aleksandra	1987	POL	 POLOGNE	<b>00:26.36</b>		796 pts	
8.	BECKMANN Emilie	1997	DEN	 DANEMARK	<b>00:26.42</b>		790 pts	

#### 50 Papillon Dames - Finale B (Dimanche 18 Juin 2017 - 16h04)








1.	SMITH Rebecca	2000	CAN	 HIGH PERFORMANCE ONTARIO	<b>00:26.49</b>		784 pts	
2.	BLUME Pernille	1994	DEN	 DANEMARK	<b>00:26.92</b>		747 pts	
3.	TOURETSKI Sasha	1994	SUI	 USTER SWIM CLUB	<b>00:27.22</b>		722 pts	
4.	KOLLANUS Kaisla	1993	FIN	 FINLANDE	<b>00:27.23</b>		722 pts	
5.	WIJKHUIJS Josien	1999	NED	 ZV ORCA	<b>00:27.24</b>		721 pts	
6.	MUNOZ DEL CAMPO Lidon	1995	ESP	 CN SANT ANDREU	<b>00:27.40</b>		708 pts	

7. NGAWATI Kotuku	1994	AUS	 AUSTRALIE	<b>00:27.52</b>		699 pts
8. MATOS Raquel	1996	GBR	 EDINBURGH UNIVERSITY	<b>00:27.78</b>		680 pts

### 50 Papillon Dames - Séries (Dimanche 18 Juin 2017 - 09h11)

1. SJOSTROM Sarah	1993	SWE	 SODERSTOMS SIMSALLSKAP	<b>00:25.87</b>	+0.71	842 pts	QFA
2. IKEE Rikako	2000	JPN	 JAPON	<b>00:26.10</b>	+0.68	820 pts	QFA
3. KROMOWIDJOJO Ranomi	1990	NED	 PAYS-BAS	<b>00:26.25</b>	+0.69	806 pts	QFA
4. HENIQUE Mélanie	1992	FRA	 CN MARSEILLE	<b>00:26.28</b>	+0.63	803 pts	QFA
<i>PÔLE FRANCE NATATION COURSE - MARSEILLE</i>							
5. URBANCZYK Aleksandra	1987	POL	 POLOGNE	<b>00:26.41</b>	+0.65	791 pts	QFA
6. BUYS Kimberly	1989	BEL	 BELGIQUE	<b>00:26.44</b>	+0.73	788 pts	QFA
7. DE WAARD Maaïke	1996	NED	 PAYS-BAS	<b>00:26.49</b>	+0.72	784 pts	QFA
8. BECKMANN Emilie	1997	DEN	 DANEMARK	<b>00:26.50</b>	+0.72	783 pts	QFA
9. SAVARD Katerine	1993	CAN	 CAMO	<b>00:26.68</b>	+0.64	767 pts	QFB
10. SMITH Rebecca	2000	CAN	 HIGH PERFORMANCE ONTARIO	<b>00:26.72</b>	+0.76	764 pts	QFB
11. MCKEON Emma	1994	AUS	 AUSTRALIE	<b>00:26.74</b>	+0.71	762 pts	QFB
12. GROVES Madeline	1995	AUS	 AUSTRALIE	<b>00:26.92</b>	+0.59	747 pts	QFB
13. SEEBOHM Emily	1992	AUS	 AUSTRALIE	<b>00:26.96</b>	+0.74	744 pts	QFB
13. SEHYEON An	1995	KOR	 CORÉE DU SUD	<b>00:26.96</b>	+0.66	744 pts	QFB
15. BLUME Pernille	1994	DEN	 DANEMARK	<b>00:27.01</b>	+0.65	739 pts	QFB
16. WIJKHUIJS Josien	1999	NED	 ZV ORCA	<b>00:27.20</b>	+0.67	724 pts	QFB
17. KOLLANUS Kaisla	1993	FIN	 FINLANDE	<b>00:27.37</b>	+0.72	711 pts	
17. TOURETSKI Sasha	1994	SUI	 USTER SWIM CLUB	<b>00:27.37</b>	+0.54	711 pts	
19. HOSSZU Katinka	1989	HUN	 IRON AQUATICS	<b>00:27.54</b>	+0.65	698 pts	
20. MUNOZ DEL CAMPO Lidon	1995	ESP	 CN SANT ANDREU	<b>00:27.58</b>	+0.61	695 pts	
21. MATOS Raquel	1996	GBR	 EDINBURGH UNIVERSITY	<b>00:27.62</b>	+0.63	691 pts	
22. NGAWATI Kotuku	1994	AUS	 AUSTRALIE	<b>00:27.67</b>	+0.65	688 pts	
23. SANTAMANS Anna	1993	FRA	 CN MARSEILLE	<b>00:27.72</b>	+0.68	684 pts	
<i>PÔLE FRANCE NATATION COURSE - MARSEILLE</i>							
24. THROSSELL Brianna	1996	AUS	 AUSTRALIE	<b>00:28.03</b>	+0.56	662 pts	
25. GUILLAMON NOVO Alba	2000	ESP	 FEDERACION CATALANA DE NATACIO	<b>00:28.09</b>	+0.75	657 pts	






26.	ROBERTS Jane	1996	IRL	 UNIVERSITY COLLEGE DUBLIN	<b>00:28.11</b>	+0.64	656 pts
27.	UGOLKOVA Maria	1989	SUI	 SUISSE	<b>00:28.17</b>	+0.47	652 pts
28.	BALBUENA HEREDIA Carmen	1999	ESP	 CN SABADELL	<b>00:28.28</b>	+0.65	644 pts
29.	JONES Harriet	1997	GBR	 SWIM WALES	<b>00:28.29</b>	+0.69	643 pts
30.	BRUCE Tain	1998	GBR	 EDINBURGH UNIVERSITY	<b>00:28.35</b>	+0.64	639 pts
31.	HACHE Cloé	1997	FRA	 CN MARSEILLE	<b>00:28.42</b>	+0.65	635 pts
				<i>PÔLE FRANCE NATATION COURSE - MARSEILLE</i>			
32.	DEL'HOMME Laurine	1997	FRA	 CNO ST-GERMAIN-EN-LAYE	<b>00:28.50</b>	+0.67	629 pts
				<i>PÔLE FRANCE NATATION COURSE - PARIS (INSEP)</i>			
33.	NORISMAA Nea	1995	FIN	 FINLANDE	<b>00:28.54</b>	+0.68	627 pts
33.	CASTRO ORTEGA Patricia	1992	ESP	 CN TERRASSA	<b>00:28.54</b>	+0.71	627 pts
35.	BRISFER Clara	1997	FRA	 NAUTIC CLUB ALP'38	<b>00:28.68</b>	+0.74	618 pts
35.	REID Karen	1998	GBR	 EDINBURGH UNIVERSITY	<b>00:28.68</b>	+0.69	618 pts
37.	SICART MATEO Laia	1998	ESP	 CN SANT ANDREU	<b>00:28.73</b>		614 pts
38.	SGARAMELLA Clara	2001	FRA	 DAUPHINS D'ANNECY	<b>00:28.76</b>	+0.67	612 pts
39.	SHERIDAN Mikkayla	1995	AUS	 AUSTRALIE	<b>00:28.78</b>	+0.72	611 pts
40.	IBARRONDO Ane	1997	ESP	 BASQUE SWIMMING FEDERATION	<b>00:28.79</b>	+0.69	611 pts
41.	COLLINS Olivia kate	2003	AUS	 SOMERSET SWIMCLUB	<b>00:28.82</b>	+0.66	609 pts
42.	CAMPO CASAJUS Carla	1991	ESP	 CN TERRASSA	<b>00:28.86</b>	+0.64	606 pts
43.	REDIN Maider	2000	ESP	BASQUE SWIMMING FEDERATION	<b>00:28.93</b>		602 pts
44.	BUCH CARDONA Maria	1999	ESP	 CN TERRASSA	<b>00:29.02</b>	+0.57	596 pts
45.	ZAMORANO SANZ Africa	1998	ESP	 FEDERACION CATALANA DE NATACIO	<b>00:29.05</b>	+0.69	594 pts
46.	CEREZO PROS Maria	1997	ESP	 CN BARCELONA	<b>00:29.06</b>	+0.52	594 pts
47.	HIERRO PUJOL Aina	1998	ESP	 CN PALMA	<b>00:29.26</b>	+0.68	582 pts
48.	GARCIA DE DIOS LEYVA Irene	1998	ESP	 CN TERRASSA	<b>00:29.51</b>	+0.70	567 pts
49.	GAMACHE Sophie	1996	CAN	 CN SHERBROOKE	<b>00:29.98</b>	+0.70	541 pts
50.	GARRIDO URBINA Andrea	1994	ESP	 CN BARCELONA	<b>00:29.99</b>	+0.72	540 pts
51.	ARRIETA LOBO Irantzu	1999	ESP	 BASQUE SWIMMING FEDERATION	<b>00:31.15</b>	+0.73	482 pts
---	OLEKSIK Penny	2000	CAN	 HIGH PERFORMANCE ONTARIO	<b>DNS</b>	<b>dec</b>	---
---	VAN LANDEGHEM Chantal	1994	CAN	 HIGH PERFORMANCE ONTARIO	<b>DNS</b>	<b>dec</b>	---

---	MAINVILLE Sandrine	1992	CAN		HIGH PERFORMANCE ONTARIO	DNS dec	---
---	THOMAS Alys	1990	GBR		SWIM WALES	DNS dec	---
---	NURMINEN Tessa	1994	FIN		FINLANDE	DNS dec	---
---	COLLET Enora	1998	FRA		C PAUL-BERT RENNES	DNS dec	---
---	TORO Michelle	1992	CAN		HIGH PERFORMANCE ONTARIO	DNS dec	---
---	HOPE Lucy	1997	GBR		EDINBURGH UNIVERSITY	DNS dec	---
---	STARK Katherine	1998	GBR		EDINBURGH UNIVERSITY	DNS dec	---

### 50 Papillon Messieurs - Finale A (Dimanche 18 Juin 2017 - 18h12)


























1.	GOVOROV Andrii	1992	UKR		UKRAINE	00:23.05	921 pts
2.	POYTAKIVI Riku	1993	FIN		FINLANDE	00:23.72	845 pts
3.	CSEH Laszlo	1985	HUN		EGRI USZO KLUB	00:23.75	842 pts
4.	GOOSEN Mathys	1996	NED		PAYS-BAS	00:23.78	839 pts
5.	VERLINDEN Joeri	1988	NED		PAYS-BAS	00:23.81	836 pts
6.	METELLA Mehdy	1992	FRA		CN MARSEILLE	00:23.90	826 pts
					<i>PÔLE FRANCE NATATION COURSE - MARSEILLE</i>		
7.	CZERNIAK Konrad	1989	POL		POLOGNE	00:24.16	800 pts
8.	VERHOEVEN Thomas	1997	NED		MNC DORDRECHT	00:24.60	758 pts

### 50 Papillon Messieurs - Finale B (Dimanche 18 Juin 2017 - 16h06)

1.	GRAHAM Alexander	1995	AUS		AUSTRALIE	00:24.28	788 pts
2.	PULAI Bence	1991	HUN		HONGRIE	00:24.29	787 pts
3.	TAKACS Krisztian	1985	HUN		HONGRIE	00:24.52	765 pts
4.	AYOUBI Mehdi	1998	CAN		CAMO	00:24.74	745 pts
5.	GOVINDIN Yonel	1993	FRA		CN MARSEILLE	00:24.85	735 pts
					<i>PÔLE FRANCE NATATION COURSE - MARSEILLE</i>		
6.	PEDRO-LEAL Dorian	1996	FRA		MEGAQUARIUS CLUB GUYANE	00:24.90	730 pts
					<i>PÔLE FRANCE NATATION COURSE - FONT-ROMEU</i>		
7.	BAARS Jeroen	1992	NED		MNC DORDRECHT	00:24.95	726 pts
8.	MAJCHRZAK Kacper	1992	POL		POLOGNE	00:24.98	723 pts

## 50 Papillon Messieurs - Séries (Dimanche 18 Juin 2017 - 09h22)

1.	GOVOROV Andrii	1992	UKR	 UKRAINE	<b>00:23.17</b>	+0.62	907 pts	QFA
2.	VERLINDEN Joeri	1988	NED	 PAYS-BAS	<b>00:23.89</b>	+0.66	827 pts	QFA
3.	GOOSEN Mathys	1996	NED	 PAYS-BAS	<b>00:23.93</b>	+0.73	823 pts	QFA
4.	POYTAKIVI Riku	1993	FIN	 FINLANDE	<b>00:24.00</b>	+0.70	816 pts	QFA
5.	METELLA Mehdy	1992	FRA	 CN MARSEILLE	<b>00:24.01</b>	+0.70	815 pts	QFA
<i>PÔLE FRANCE NATATION COURSE - MARSEILLE</i>								
6.	CSEH Laszlo	1985	HUN	EGRI USZO KLUB	<b>00:24.14</b>	+0.71	802 pts	QFA
7.	CZERNIAK Konrad	1989	POL	 POLOGNE	<b>00:24.29</b>	+0.67	787 pts	QFA
8.	VERHOEVEN Thomas	1997	NED	 MNC DORDRECHT	<b>00:24.40</b>	+0.68	776 pts	QFA
9.	PULAI Bence	1991	HUN	 HONGRIE	<b>00:24.52</b>	+0.70	765 pts	QFB
10.	GRAHAM Alexander	1995	AUS	 AUSTRALIE	<b>00:24.65</b>	+0.72	753 pts	QFB
11.	TAKACS Krisztian	1985	HUN	 HONGRIE	<b>00:24.70</b>	+0.70	748 pts	QFB
12.	DALE Taylor	1994	USA	 ATHENS BULLDOGS	<b>00:24.76</b>	+0.59	743 pts	QFB
13.	BAARS Jeroen	1992	NED	 MNC DORDRECHT	<b>00:24.85</b>	+0.70	735 pts	QFB
14.	AYOUBI Mehdi	1998	CAN	 CAMO	<b>00:24.86</b>	+0.62	734 pts	QFB
15.	MAJCHRZAK Kacper	1992	POL	 POLOGNE	<b>00:24.99</b>	+0.67	723 pts	QFB
16.	IRVINE Grant	1991	AUS	 AUSTRALIE	<b>00:25.01</b>	+0.71	721 pts	QFB
17.	PEDRO-LEAL Dorian	1996	FRA	 MEGAQUARIUS CLUB GUYANE	<b>00:25.09</b>	+0.63	714 pts	
<i>PÔLE FRANCE NATATION COURSE - FONT-ROMEU</i>								
18.	GOVINDIN Yonel	1993	FRA	 CN MARSEILLE	<b>00:25.10</b>	+0.65	713 pts	
<i>PÔLE FRANCE NATATION COURSE - MARSEILLE</i>								
19.	LIM Keith	1997	MAS	 MALAISIE	<b>00:25.12</b>	+0.62	711 pts	
20.	PERREAULT Alexandre	1998	CAN	 CANADA	<b>00:25.14</b>	+0.61	710 pts	
20.	JOSIAH Binnema	1997	CAN	 CANADA	<b>00:25.14</b>	+0.65	710 pts	
22.	DELICES Jean-Marc	2000	FRA	 CANET 66 NATATION	<b>00:25.19</b>	+0.71	705 pts	
<i>PÔLE FRANCE NATATION COURSE - FONT-ROMEU</i>								
23.	BENEHOUTSOS Theodors	1988	AUS	 MELBOURNE VICENTRE	<b>00:25.27</b>	+0.73	699 pts	
24.	PETERS Jacob	2000	GBR	 GRANDE-BRETAGNE	<b>00:25.31</b>	+0.63	696 pts	
25.	LOBANOVSKIJ Maxim	1996	HUN	 HONGRIE	<b>00:25.35</b>	+0.64	692 pts	
26.	CHAN Jie	1995	MAS	 MALAISIE	<b>00:25.40</b>	+0.57	688 pts	
















27.	OVESEN Sebastian	1994	DEN	 DANEMARK	<b>00:25.42</b>	+0.64	687 pts
28.	BILDOSOLA AGIRREGOMEZKORTA Mikel	1983	ESP	 BASQUE SWIMMING FEDERATION	<b>00:25.55</b>	+0.67	676 pts
29.	JUIZ LARRANAGA David	1994	ESP	 BASQUE SWIMMING FEDERATION	<b>00:25.56</b>	+0.68	675 pts
30.	TERN Jian-Han	1995	MAS	 MALAISIE	<b>00:25.57</b>	+0.62	674 pts
31.	STAM Ruben	1998	NED	 DE DOLFIJN AMSTERDAM	<b>00:25.60</b>	+0.63	672 pts
32.	DOMVILLE Matthew	1997	GBR	 GRANDE-BRETAGNE	<b>00:25.68</b>	+0.70	666 pts
33.	CHOUMILOFF Sacha	1999	FRA	 CANET 66 NATATION	<b>00:25.76</b>	+0.62	660 pts
<i>PÔLE FRANCE NATATION COURSE - FONT-ROMEU</i>							
34.	LIESS Thomas	1995	SUI	 SUISSE	<b>00:25.83</b>	+0.69	654 pts
34.	CALZADA MUNOZ Marc	1995	ESP	 FEDERACION CATALANA DE NATACIO	<b>00:25.83</b>	+0.64	654 pts
36.	IBORRA JIMENEZ David	1989	ESP	 BASQUE SWIMMING FEDERATION	<b>00:25.88</b>	+0.69	651 pts
37.	NEGRI Benno	1998	AUS	 AUSTRALIE	<b>00:26.01</b>	+0.66	641 pts
38.	MUNN Connor	1993	IRL	 ARDS SC	<b>00:26.02</b>	+0.65	640 pts
39.	SAURA Oscar	1998	ESP	 CN OLOT	<b>00:26.03</b>	+0.63	639 pts
40.	HENRY ARRENOUS Pierre	1998	FRA	 ASPTT POITIERS	<b>00:26.04</b>	+0.66	639 pts
<i>PÔLE FRANCE NATATION COURSE - PARIS (INSEP)</i>							
41.	ERICSSON Oskar	1997	SWE	 TABY SIM	<b>00:26.11</b>	+0.66	633 pts
42.	XIE Tao	2000	CHN	 CHINE	<b>00:26.15</b>	+0.67	631 pts
43.	CHOBOTER Noah	1996	CAN	 REGINA OPTIMIST SWIM CLUB	<b>00:26.17</b>	+0.74	629 pts
44.	POWELL Robert	2000	IRL	 IRLANDE	<b>00:26.20</b>	+0.66	627 pts
45.	HILL Robert	1996	CAN	 CANADA	<b>00:26.27</b>	+0.62	622 pts
46.	USCLAT Marc	1998	FRA	 CANET 66 NATATION	<b>00:26.30</b>	+0.66	620 pts
<i>PÔLE FRANCE NATATION COURSE - FONT-ROMEU</i>							
46.	SVENDSEN Marcus-Kroeyer	1997	DEN	 DANEMARK	<b>00:26.30</b>	+0.65	620 pts
46.	KERROD Lewis	2000	GBR	 GRANDE-BRETAGNE	<b>00:26.30</b>	+0.62	620 pts
46.	BILDOSOLA AGIRREGOMEZKORTA Inaki	1983	ESP	 BASQUE SWIMMING FEDERATION	<b>00:26.30</b>	+0.67	620 pts
50.	ARANA Sergio	1997	ESP	 BASQUE SWIMMING FEDERATION	<b>00:26.38</b>	+0.64	614 pts
51.	MELENNEC Alex	1996	IRL	 UNIVERSITY COLLEGE DUBLIN	<b>00:26.40</b>	+0.66	613 pts
52.	CHISHOLM Kyle	1997	GBR	 GRANDE-BRETAGNE	<b>00:26.43</b>	+0.63	611 pts
53.	DELECLUSE Theo	1997	FRA	 CANET 66 NATATION	<b>00:26.45</b>	+0.66	609 pts

*PÔLE FRANCE NATATION COURSE - FONT-ROMEU*

54. ARILLA Biel	1997	ESP	 CN BARCELONA	<b>00:26.53</b>	+0.62	604 pts
55. MOZZINI-VELLEN Andrea	1998	SUI	 SUISSE	<b>00:26.54</b>	+0.69	603 pts
56. AGUILAR URTXEGI Oskitz	1995	ESP	 BASQUE SWIMMING FEDERATION	<b>00:26.70</b>	+0.69	592 pts
57. YAN Weize	2002	CHN	 CHINE	<b>00:26.71</b>	+0.71	592 pts
58. PINON Julien	1998	USA	 CANET 66 NATATION	<b>00:26.77</b>	+0.61	588 pts
59. ELMERINI Merwane	1997	FRA	 CN MARSEILLE	<b>00:26.91</b>	+0.67	579 pts
60. BATSON Jordan	1996	GBR	 PUTTERIDGE SC	<b>00:27.33</b>	+0.61	552 pts
61. CAMBLONG Tommy-Lee	2001	FRA	 CANET 66 NATATION	<b>00:27.72</b>	+0.68	529 pts
62. HEMBERGER Yoan	2002	FRA	 CANET 66 NATATION	<b>00:29.78</b>	+0.61	427 pts
--- GERRARD Jack	1994	AUS	 AUSTRALIE	<b>DNS</b>		---
--- TELEGDY Adam	1995	HUN	 HONGRIE	<b>DNS</b>		---
--- STRAVIUS Jérémy	1988	FRA	 AMIENS METROPOLE NAT.	<b>DNS</b>		---

*PÔLE FRANCE NATATION COURSE - AMIENS*

**800 Nage Libre Messieurs - Séries (Dimanche 18 Juin 2017 - 18h18)**

1. WOJDAK Wojciech	1996	POL	 POLOGNE	<b>07:50.18</b>	+0.73	889 pts	<b>RMN</b>
2. CHRISTIANSEN Henrik	1996	NOR	 NORVÈGE	<b>07:52.50</b>	+0.73	876 pts	
3. HORTON Mack	1996	AUS	 AUSTRALIE	<b>07:54.53</b>	+0.71	864 pts	
4. ZABOROWSKI Filip	1994	POL	 POLOGNE	<b>07:55.75</b>	+0.67	858 pts	
5. MCKEON David	1992	AUS	 AUSTRALIE	<b>08:02.41</b>	+0.71	823 pts	
6. AKRAM Ahmed	1996	EGY	 EGYPTÉ	<b>08:07.35</b>	+0.75	798 pts	
7. ESCRITS Albert	1998	ESP	 CN SANT ANDREU	<b>08:09.09</b>	+0.75	789 pts	
8. POTHAIN Jordan	1994	FRA	 NAUTIC CLUB ALP'38	<b>08:12.59</b>	+0.71	773 pts	
9. MORTENSEN Oli	1996	DEN	 HOVEDSTADEN SWIM CLUB	<b>08:13.55</b>	+0.66	768 pts	
10. REYMOND Axel	1994	FRA	 CSM CLAMART	<b>08:15.83</b>	+0.74	758 pts	
<i>PÔLE FRANCE NATATION COURSE - PARIS (INSEP)</i>							
11. SCARLAT BOGDAN Andrei	1997	ROU	 ROUMANIE	<b>08:15.96</b>	+0.79	757 pts	
12. WIFFEN Daniel	2001	IRL	 LISBURN CITY SWIM CLUB	<b>08:33.20</b>	+0.68	683 pts	
13. GIDSKEHAUG Erik-Arsland	1997	NOR	 NORVÈGE	<b>08:35.86</b>	+0.75	673 pts	
14. CURTU Pau	1997	ESP	 CN TERRASSA	<b>08:37.06</b>	+0.71	668 pts	
15. BARASCUD Paul	1996	FRA	 CN MARSEILLE	<b>08:39.97</b>	+0.74	657 pts	

*PÔLE FRANCE NATATION COURSE - MARSEILLE*

--- SIM Wee Sheng Welson 1997 MAS  MALAISIE **DNS** dec



#### 400 Nage Libre Dames - Finale A (Dimanche 18 Juin 2017 - 18h28)

1. KESELY Ajna	2001	HUN	 HONGRIE	<b>04:06.42</b>	+0.75	883 pts
2. POPOVA Veronika	1991	RUS	 RUSSIE	<b>04:07.17</b>	+0.75	875 pts
3. HIBBOTT Holly	1999	GBR	 STOCKPORT METRO SWIM CLUB	<b>04:09.71</b>	+0.81	849 pts
4. VAN ROUWENDAAL Sharon	1993	NED	 MONTPELLIER METROPOLE NATATION	<b>04:10.95</b>	+0.75	836 pts
5. ZHANG Ke	2001	CHN	 CHINE	<b>04:12.05</b>	+0.66	825 pts
6. EGOROVA Anna	1998	RUS	 MONTPELLIER METROPOLE NATATION	<b>04:12.51</b>	+0.74	821 pts
7. CUI Bodan	1995	CHN	 CHINE	<b>04:16.28</b>	+0.69	785 pts
8. NEALE Leah	1995	AUS	 AUSTRALIE	<b>04:18.18</b>	+0.75	768 pts

#### 400 Nage Libre Dames - Séries (Dimanche 18 Juin 2017 - 09h32)



1. KESELY Ajna	2001	HUN	 HONGRIE	<b>04:11.08</b>	+0.71	835 pts	QFA
2. HIBBOTT Holly	1999	GBR	 STOCKPORT METRO SWIM CLUB	<b>04:12.66</b>	+0.84	819 pts	QFA
3. POPOVA Veronika	1991	RUS	 RUSSIE	<b>04:13.49</b>	+0.76	811 pts	QFA
4. ZHANG Ke	2001	CHN	 CHINE	<b>04:14.90</b>	+0.74	798 pts	QFA
5. EGOROVA Anna	1998	RUS	 MONTPELLIER METROPOLE NATATION	<b>04:15.03</b>	+0.70	797 pts	QFA
6. VAN ROUWENDAAL Sharon	1993	NED	 MONTPELLIER METROPOLE NATATION	<b>04:15.29</b>	+0.73	794 pts	QFA
7. NEALE Leah	1995	AUS	 AUSTRALIE	<b>04:15.44</b>	+0.72	793 pts	QFA
8. CUI Bodan	1995	CHN	 CHINE	<b>04:16.27</b>	+0.74	785 pts	QFA
9. JONES Ellena	1997	GBR	 SWIM WALES	<b>04:16.33</b>	+0.70	785 pts	
10. DURAES Diana-Margarida	1996	POR	 PORTUGAL	<b>04:16.72</b>	+0.74	781 pts	
11. OLIVIER Monique	1998	LUX	EDINBURGH UNIVERSITY	<b>04:19.44</b>	+0.71	757 pts	
12. ZAMORANO SANZ Africa	1998	ESP	 FEDERACION CATALANA DE NATACIO	<b>04:20.29</b>	+0.66	749 pts	
13. NEUMANN Robin	1997	NED	 PAYS-BAS	<b>04:20.59</b>	+0.70	747 pts	
14. LOEVBORG Marte	1999	NOR	 NORVÈGE	<b>04:23.44</b>	+0.71	723 pts	
15. MARCHAL Léa	1999	FRA	 MONTPELLIER METROPOLE NATATION	<b>04:23.55</b>	+0.66	722 pts	
16. BETHEL Rachel	2000	IRL	 LISBURN CITY SWIM CLUB	<b>04:23.61</b>	+0.86	721 pts	
17. GRIFFITHS Isobel	1999	GBR	 GRANDE-BRETAGNE	<b>04:23.62</b>	+0.72	721 pts	
18. WOODS Elyse	1998	AUS	 AUSTRALIE	<b>04:23.65</b>	+0.73	721 pts	
19. BAO Lin	2000	CHN	 CHINE	<b>04:23.74</b>	+0.69	720 pts	
20. LUND Anina	1998	DEN	 DANEMARK	<b>04:25.00</b>	+0.64	710 pts	
21. GIRARDET Noemi	1994	SUI	 SUISSE	<b>04:27.34</b>	+0.73	691 pts	
22. PIECHOTA Paulina	1999	POL	 POLOGNE	<b>04:27.60</b>	+0.80	689 pts	
23. DAVIES Mari	1998	GBR	 SWIM WALES	<b>04:29.06</b>	+0.70	678 pts	
24. BRO Sarah	1996	DEN	 DANEMARK	<b>04:33.82</b>	+0.77	643 pts	
25. DEVILLARD Alessandra	2000	FRA	 CANET 66 NATATION	<b>04:36.23</b>	+0.69	627 pts	
<i>PÔLE FRANCE NATATION COURSE - FONT-ROMEU</i>							
26. SERNA Elisa	2002	FRA	 CANET 66 NATATION	<b>04:42.39</b>	+0.55	587 pts	
27. CRAMBES Annelise	2003	FRA	 CANET 66 NATATION	<b>04:47.47</b>	+0.71	556 pts	
--- BONNET Charlotte	1995	FRA	 OLYMPIC NICE NATATION	<b>DNS dec</b>			---
<i>PÔLE FRANCE NATATION COURSE - NICE</i>							

---	RUCK Taylor	2000	CAN	HIGH PERFORMANCE ONTARIO	<b>DNS dec</b>		
-----	-------------	------	-----	--------------------------	----------------	--	--

**100 Dos Dames - Finale A (Dimanche 18 Juin 2017 - 18h42)**




1. SEEBOHM Emily	1992	AUS	 AUSTRALIE	<b>00:59.57</b>	+0.67	928 pts
2. RUCK Taylor	2000	CAN	HIGH PERFORMANCE ONTARIO	<b>01:00.46</b>	+0.72	888 pts
3. USTINOVA Daria-K	1998	RUS	 RUSSIE	<b>01:00.55</b>	+0.66	884 pts
4. SIMMONDS Elizabeth	1991	GBR	 EDINBURGH UNIVERSITY	<b>01:00.58</b>	+0.65	883 pts
5. BARRATT Holly	1988	AUS	 AUSTRALIE	<b>01:00.92</b>	+0.56	868 pts
6. TOUSSAINT Kira	1994	NED	 PAYS-BAS	<b>01:01.86</b>	+0.55	829 pts
7. WHITTAKER Sian	1997	AUS	 AUSTRALIE	<b>01:01.99</b>	+0.62	824 pts
8. NAZIEBLO Klaudia	1993	POL	 POLOGNE	<b>01:02.30</b>	+0.60	811 pts

**100 Dos Dames - Finale B (Dimanche 18 Juin 2017 - 16h16)**

1. MAHIEU Pauline	1999	FRA	 US ST-ANDRÉ	<b>01:02.01</b>	+0.65	823 pts
			<i>PÔLE FRANCE NATATION COURSE - FONT-ROMEU</i>			
2. GUSTAFSDOTTIR Eyglo Osk	1995	ISL	 ISLANDE	<b>01:02.52</b>	+0.71	803 pts
3. TCHORZ Alicja	1992	POL	 POLOGNE	<b>01:02.56</b>	+0.63	801 pts
4. MAINE Anna	2000	GBR	 GRANDE-BRETAGNE	<b>01:02.61</b>	+0.58	799 pts
5. CINI Mathilde	1994	FRA	 VALENCE TRIATHLON	<b>01:03.02</b>	+0.59	784 pts
			<i>PÔLE FRANCE NATATION COURSE - MARSEILLE</i>			
6. GREENSLADE Kathryn	1998	GBR	 SWIM WALES	<b>01:03.20</b>	+0.76	777 pts
7. NEWLANDS Anna	1998	GBR	 EDINBURGH UNIVERSITY	<b>01:03.64</b>	+0.66	761 pts
8. ALVAREZ PEREZ Cintia	1995	ESP	 CN TERRASSA	<b>01:05.32</b>	+0.57	704 pts

**100 Dos Dames - Séries (Dimanche 18 Juin 2017 - 09h53)**


1. SEEBOHM Emily	1992	AUS	 AUSTRALIE	<b>01:00.45</b>	+0.68	888 pts	QFA
2. SIMMONDS Elizabeth	1991	GBR	 EDINBURGH UNIVERSITY	<b>01:01.06</b>	+0.65	862 pts	QFA
3. RUCK Taylor	2000	CAN	HIGH PERFORMANCE ONTARIO	<b>01:01.49</b>	+0.75	844 pts	QFA
4. BARRATT Holly	1988	AUS	 AUSTRALIE	<b>01:01.50</b>	+0.57	844 pts	QFA
5. WHITTAKER Sian	1997	AUS	 AUSTRALIE	<b>01:01.75</b>	+0.63	833 pts	QFA
6. USTINOVA Daria-K	1998	RUS	 RUSSIE	<b>01:01.78</b>	+0.69	832 pts	QFA
7. NAZIEBLO Klaudia	1993	POL	 POLOGNE	<b>01:02.17</b>	+0.68	817 pts	QFA
8. TOUSSAINT Kira	1994	NED	 PAYS-BAS	<b>01:02.32</b>	+0.59	811 pts	QFA
9. HOSSZU Katinka	1989	HUN	 IRON AQUATICS	<b>01:02.45</b>	+0.62	806 pts	QFB
10. GREENSLADE Kathryn	1998	GBR	 SWIM WALES	<b>01:02.72</b>	+0.81	795 pts	QFB
10. MAINE Anna	2000	GBR	 GRANDE-BRETAGNE	<b>01:02.72</b>	+0.57	795 pts	QFB
12. TCHORZ Alicja	1992	POL	 POLOGNE	<b>01:02.80</b>	+0.67	792 pts	QFB
13. MAHIEU Pauline	1999	FRA	 US ST-ANDRÉ	<b>01:02.84</b>	+0.62	791 pts	QFB
			<i>PÔLE FRANCE NATATION COURSE - FONT-ROMEU</i>				
14. GUSTAFSDOTTIR Eyglo Osk	1995	ISL	 ISLANDE	<b>01:02.94</b>	+0.71	787 pts	QFB
15. CINI Mathilde	1994	FRA	 VALENCE TRIATHLON	<b>01:03.59</b>	+0.61	763 pts	QFB
			<i>PÔLE FRANCE NATATION COURSE - MARSEILLE</i>				
16. LAUKKANEN Jenna	1995	FIN	 FINLANDE	<b>01:04.23</b>	+0.60	740 pts	QFB
17. NEWLANDS Anna	1998	GBR	 EDINBURGH UNIVERSITY	<b>01:04.33</b>	+0.66	737 pts	
18. ALVAREZ PEREZ Cintia	1995	ESP	 CN TERRASSA	<b>01:04.48</b>	+0.59	732 pts	

19. REID Karen	1998	GBR		EDINBURGH UNIVERSITY	<b>01:05.37</b>	+0.71	702 pts
20. PLATTS Daisy	2000	GBR		GRANDE-BRETAGNE	<b>01:06.03</b>	+0.66	681 pts
21. PRADELL Mireia	1995	ESP		CN BARCELONA	<b>01:06.19</b>	+0.60	677 pts
21. CARO Emma	2000	FRA		CANET 66 NATATION	<b>01:06.19</b>	+0.68	677 pts
<i>PÔLE FRANCE NATATION COURSE - FONT-ROMEU</i>							
23. WILSON Sophia	2001	GBR		GRANDE-BRETAGNE	<b>01:06.37</b>	+0.63	671 pts
24. CHAN Caroline-Zi-Xin	1995	MAS		MALAISIE	<b>01:06.88</b>	+0.65	656 pts
25. KAVANAGH Kate	1998	IRL		UNIVERSITY COLLEGE DUBLIN	<b>01:06.90</b>	+0.58	655 pts
26. COUSSON Clothilde	1998	FRA		STADE FRANÇAIS O COURBEVOIE	<b>01:07.08</b>	+0.58	650 pts
<i>PÔLE FRANCE NATATION COURSE - PARIS (INSEP)</i>							
27. DEL'HOMME Laurine	1997	FRA		CNO ST-GERMAIN-EN-LAYE	<b>01:07.19</b>	+0.64	647 pts
<i>PÔLE FRANCE NATATION COURSE - PARIS (INSEP)</i>							
28. TOUILI Lila	2000	FRA		CANET 66 NATATION	<b>01:07.44</b>	+0.69	640 pts
<i>PÔLE FRANCE NATATION COURSE - FONT-ROMEU</i>							
29. REDIN Maider	2000	ESP		BASQUE SWIMMING FEDERATION	<b>01:10.34</b>	+0.68	564 pts
30. HEMBERGER Carla	2004	FRA		CANET 66 NATATION	<b>01:13.46</b>	+0.64	








#### 100 Dos Messieurs - Finale A (Dimanche 18 Juin 2017 - 18h45)

1. LARKIN Mitchell	1993	AUS		AUSTRALIE	<b>00:54.11</b>	+0.61	879 pts
2. KAWECKI Radoslaw	1991	POL		POLOGNE	<b>00:54.85</b>	+0.63	844 pts
3. DALE Taylor	1994	USA		ATHENS BULLDOGS	<b>00:54.95</b>	+0.56	840 pts
4. FERGUSON Conor	1999	IRL		IRLANDE	<b>00:55.77</b>	+0.61	803 pts
5. BEDEL Paul-Gabriel	1994	FRA		CN MARSEILLE	<b>00:55.94</b>	+0.64	796 pts
<i>PÔLE FRANCE NATATION COURSE - MARSEILLE</i>							
6. WOODWARD Bradley	1998	AUS		AUSTRALIE	<b>00:56.32</b>	+0.76	780 pts
7. AVETAND Thomas	1995	FRA		AMIENS METROPOLE NAT.	<b>00:56.43</b>	+0.60	775 pts
<i>PÔLE FRANCE NATATION COURSE - AMIENS</i>							
8. MOHAMMED Xavier	1990	GBR		SWIM WALES	<b>00:57.30</b>	+0.60	740 pts

#### 100 Dos Messieurs - Finale B (Dimanche 18 Juin 2017 - 16h19)

1. BREFUEL Simon	1997	FRA		CANET 66 NATATION	<b>00:56.66</b>	+0.58	766 pts
<i>PÔLE FRANCE NATATION COURSE - FONT-ROMEU</i>							
2. JOSIAH Binnema	1997	CAN		CANADA	<b>00:57.61</b>	+0.71	729 pts
3. CLARK Joseph	1997	GBR		SWIM WALES	<b>00:57.68</b>	+0.66	726 pts
4. GRANADOS DOBLAS David	1998	ESP		FEDERACION CATALANA DE NATACIO	<b>00:57.78</b>	+0.59	722 pts
5. WANG Yutian	2001	CHN		CHINE	<b>00:58.01</b>	+0.65	714 pts
6. SALCZER Ladislav	2000	FRA		OLYMPIC NICE NATATION	<b>00:58.73</b>	+0.73	688 pts
<i>PÔLE ESPOIRS NATATION COURSE - NICE</i>							
7. KURLE Cameron	1997	GBR		GRANDE-BRETAGNE	<b>00:59.20</b>	+0.63	671 pts
--- SKIERKA Jakub	1998	POL		POLOGNE	DNS dec		---

#### 100 Dos Messieurs - Séries (Dimanche 18 Juin 2017 - 10h00)

1. DALE Taylor	1994	USA	 ATHENS BULLDOGS	<b>00:54.73</b>	+0.59	850 pts	QFA
2. KAWECKI Radoslaw	1991	POL	 POLOGNE	<b>00:55.42</b>	+0.63	818 pts	QFA
3. LARKIN Mitchell	1993	AUS	 AUSTRALIE	<b>00:55.57</b>	+0.64	812 pts	QFA
4. BEDEL Paul-Gabriel	1994	FRA	 CN MARSEILLE	<b>00:55.88</b>	+0.62	798 pts	QFA
<i>PÔLE FRANCE NATATION COURSE - MARSEILLE</i>							
5. FERGUSON Conor	1999	IRL	 IRLANDE	<b>00:55.97</b>	+0.57	795 pts	QFA
6. WOODWARD Bradley	1998	AUS	 AUSTRALIE	<b>00:56.05</b>	+0.72	791 pts	QFA
7. MOHAMMED Xavier	1990	GBR	 SWIM WALES	<b>00:56.28</b>	+0.58	781 pts	QFA
8. AVETAND Thomas	1995	FRA	 AMIENS METROPOLE NAT.	<b>00:56.61</b>	+0.57	768 pts	QFA
<i>PÔLE FRANCE NATATION COURSE - AMIENS</i>							
9. BREFUEL Simon	1997	FRA	 CANET 66 NATATION	<b>00:57.06</b>	+0.66	750 pts	QFB
<i>PÔLE FRANCE NATATION COURSE - FONT-ROMEU</i>							
10. JOSIAH Binnema	1997	CAN	 CANADA	<b>00:57.58</b>	+0.73	730 pts	QFB
11. GRANADOS DOBLAS David	1998	ESP	 FEDERACION CATALANA DE NATACIO	<b>00:57.89</b>	+0.57	718 pts	QFB
12. WANG Yutian	2001	CHN	 CHINE	<b>00:58.07</b>	+0.65	711 pts	QFB
13. SALCZER Ladislav	2000	FRA	 OLYMPIC NICE NATATION	<b>00:58.17</b>	+0.58	708 pts	QFB
<i>PÔLE ESPOIRS NATATION COURSE - NICE</i>							
14. KURLE Cameron	1997	GBR	 GRANDE-BRETAGNE	<b>00:58.32</b>	+0.68	702 pts	QFB
15. CLARK Joseph	1997	GBR	 SWIM WALES	<b>00:58.73</b>	+0.68	688 pts	QFB
16. SKIERKA Jakub	1998	POL	 POLOGNE	<b>00:58.81</b>	+0.67	685 pts	QFB
17. BURBAN Corentin	1998	FRA	 PAYS DE GEX NATATION	<b>00:58.82</b>	+0.58	684 pts	
<i>PÔLE FRANCE NATATION COURSE - FONT-ROMEU</i>							
18. NDOYE BROUARD Yohann	2000	FRA	 DAUPHINS D'ANNECY	<b>00:58.87</b>	+0.61	683 pts	
19. PRENDERGAST David	1994	IRL	 UNIVERSITY COLLEGE DUBLIN	<b>00:58.92</b>	+0.60	681 pts	
20. MC EVOY Rory	1998	IRL	 IRLANDE	<b>00:59.00</b>	+0.69	678 pts	
21. OLAFSON Carson	1997	CAN	 CANADA	<b>00:59.17</b>	+0.65	672 pts	
22. VARGAS Valentin	1993	ARG	 CANET 66 NATATION	<b>00:59.34</b>	+0.59	667 pts	
23. TERN Jian-Han	1995	MAS	 MALAISIE	<b>00:59.35</b>	+0.59	666 pts	
24. CHOBOTER Noah	1996	CAN	 REGINA OPTIMIST SWIM CLUB	<b>00:59.54</b>	+0.58	660 pts	
25. VARGAS Felipe	1995	ARG	 CANET 66 NATATION	<b>00:59.61</b>	+0.61	658 pts	
26. VLAOVIC Milan	2000	FRA	 CANET 66 NATATION	<b>00:59.72</b>	+0.67	654 pts	
<i>PÔLE FRANCE NATATION COURSE - FONT-ROMEU</i>							
27. XIE Tao	2000	CHN	 CHINE	<b>00:59.95</b>	+0.57	646 pts	
28. YAN Weize	2002	CHN	 CHINE	<b>01:00.09</b>	+0.63	642 pts	
29. DELECLUSE Theo	1997	FRA	 CANET 66 NATATION	<b>01:00.21</b>	+0.59	638 pts	
<i>PÔLE FRANCE NATATION COURSE - FONT-ROMEU</i>							
30. CUBILLAS GIL Izan	2000	ESP	 FEDERACION CATALANA DE NATACIO	<b>01:00.85</b>	+0.66	618 pts	
31. MILLET Arthur	2000	FRA	 CANET 66 NATATION	<b>01:00.98</b>	+0.62	614 pts	
<i>PÔLE FRANCE NATATION COURSE - FONT-ROMEU</i>							
--- RYAN Shane	1994	IRL	 IRLANDE	DNS dec		---	
--- INCERTI Zac	1996	AUS	 AUSTRALIE	DNS dec		---	
--- MCEVOY Cameron	1994	AUS	 AUSTRALIE	DNS dec		---	
--- THORMEYER Markus	1997	CAN	 CANADA	DNS dec		---	

### 200 Brasse Dames - Finale A (Dimanche 18 Juin 2017 - 18h56)

1. EFIMOVA Yuliya	1992	RUS		EFIMOVA TEAM CLUB	<b>02:20.15</b>	+0.70	977 pts
2. MCKEOWN Taylor	1995	AUS		AUSTRALIE	<b>02:24.41</b>	+0.70	893 pts
3. TUTTON Chloe	1996	GBR		SWIM WALES	<b>02:24.42</b>	+0.67	893 pts
4. VALL MONTERO Jessica	1988	ESP		CN SANT ANDREU	<b>02:25.86</b>	+0.72	867 pts
5. GUNES Viktoria Zeynep	1998	TUR		TURQUIE	<b>02:26.33</b>	+0.80	859 pts
6. PEDERSEN Rikke Moller	1989	DEN		DANEMARK	<b>02:26.41</b>	+0.73	857 pts
7. MATTS Katie	1998	GBR		GRANDE-BRETAGNE	<b>02:26.50</b>	+0.70	856 pts
8. SUZUKI Satomi	1991	JPN		JAPON	<b>02:31.33</b>	+0.63	776 pts

### 200 Brasse Dames - Finale B (Dimanche 18 Juin 2017 - 16h22)

1. HANSEN Jessica	1995	AUS		AUSTRALIE	<b>02:27.18</b>	+0.69	844 pts
2. KALASHNIKOVA Vera	1992	RUS		EFIMOVA TEAM CLUB	<b>02:31.14</b>	+0.74	779 pts
3. ALVAREZ PEREZ Evelyn	1993	ESP		CN TERRASSA	<b>02:32.32</b>	+0.66	761 pts
4. HANLON Kara	1997	GBR		EDINBURGH UNIVERSITY	<b>02:32.38</b>	+0.58	760 pts
5. GUYE-JOHNSON Annabel	2000	GBR		GRANDE-BRETAGNE	<b>02:33.59</b>	+0.61	742 pts
6. CANTO GARGALLO Berta	1989	ESP		FEDERACION CATALANA DE NATACIO	<b>02:33.73</b>	+0.69	740 pts
7. JONES Emily	1995	GBR		EDINBURGH UNIVERSITY	<b>02:34.70</b>	+0.72	727 pts
--- WHITE Olivia	1995	GBR		EDINBURGH UNIVERSITY	<b>DSQ Ni</b>		---

### 200 Brasse Dames - Séries (Dimanche 18 Juin 2017 - 10h09)

1. VALL MONTERO Jessica	1988	ESP		CN SANT ANDREU	<b>02:26.21</b>	+0.74	861 pts	QFA
2. MCKEOWN Taylor	1995	AUS		AUSTRALIE	<b>02:26.98</b>	+0.74	847 pts	QFA
3. EFIMOVA Yuliya	1992	RUS		EFIMOVA TEAM CLUB	<b>02:27.00</b>	+0.74	847 pts	QFA
4. PEDERSEN Rikke Moller	1989	DEN		DANEMARK	<b>02:27.54</b>	+0.74	838 pts	QFA
5. TUTTON Chloe	1996	GBR		SWIM WALES	<b>02:27.62</b>	+0.75	836 pts	QFA
6. MATTS Katie	1998	GBR		GRANDE-BRETAGNE	<b>02:28.22</b>	+0.70	826 pts	QFA
7. GUNES Viktoria Zeynep	1998	TUR		TURQUIE	<b>02:28.68</b>	+0.80	819 pts	QFA
8. SUZUKI Satomi	1991	JPN		JAPON	<b>02:29.91</b>	+0.61	799 pts	QFA
9. HANSEN Jessica	1995	AUS		AUSTRALIE	<b>02:30.93</b>	+0.71	782 pts	QFB
10. KALASHNIKOVA Vera	1992	RUS		EFIMOVA TEAM CLUB	<b>02:32.63</b>	+0.78	757 pts	QFB
11. ALVAREZ PEREZ Evelyn	1993	ESP		CN TERRASSA	<b>02:32.79</b>	+0.69	754 pts	QFB




12. HANLON Kara	1997	GBR	 EDINBURGH UNIVERSITY	<b>02:32.95</b>	+0.75	752 pts	QFB
13. GUYE-JOHNSON Annabel	2000	GBR	 GRANDE-BRETAGNE	<b>02:33.12</b>	+0.65	749 pts	QFB
14. WHITE Olivia	1995	GBR	 EDINBURGH UNIVERSITY	<b>02:33.47</b>	+0.61	744 pts	QFB
15. JONES Emily	1995	GBR	 EDINBURGH UNIVERSITY	<b>02:35.78</b>	+0.71	712 pts	QFB
16. CANTO GARGALLO Berta	1989	ESP	 FEDERACION CATALANA DE NATACIO	<b>02:36.68</b>	+0.71	699 pts	QFB
17. KAMINSKAYA Victoria	1995	POR	 PORTUGAL	<b>02:36.80</b>	+0.70	698 pts	
18. GARCIA MARTINEZ Sandra	1997	ESP	 FEDERACION CATALANA DE NATACIO	<b>02:38.73</b>	+0.76	673 pts	
19. SZTANDERA Dominika	1997	POL	 POLOGNE	<b>02:39.50</b>	+0.54	663 pts	
20. GODIN Marie laurence	1997	CAN	 MEGOPHIAS	<b>02:46.43</b>		583 pts	
21. DI FRIORE Francesca	1999	CAN	 CN SHERBROOKE	<b>02:50.03</b>	+0.74	547 pts	
--- PHEE Jinq-En	1997	MAS	 MALAISIE	DNS			
---				dec			
--- SELTENREICH HODGSON Erika	1995	CAN	 CANADA	DNS			
---				dec			
---	2001	FRA	 CANET 66 NATATION	DNS			
---				dec			

### 200 Brasse Messieurs - Finale A (Dimanche 18 Juin 2017 - 19h00)

1. CHUPKOV Anton	1997	RUS	 RUSSIE	<b>02:07.46</b>	+0.62	989 pts	RMN
2. KOSEKI Yasuhiro	1992	JPN	 JAPON	<b>02:10.94</b>	+0.65	912 pts	
3. PERSSON Erik	1994	SWE	 KUNGSBACKA SIMSALLSKAP	<b>02:11.47</b>	+0.70	901 pts	
4. HORVATH David	1996	HUN	 HONGRIE	<b>02:13.85</b>	+0.65	854 pts	
5. KASER Yannick	1992	SUI	 SUISSE	<b>02:14.20</b>	+0.75	847 pts	
6. DAVIES Luke	1997	GBR	 GRANDE-BRETAGNE	<b>02:16.66</b>	+0.66	802 pts	
7. QUINN Nicholas	1993	IRL	 IRLANDE	<b>02:16.92</b>	+0.67	798 pts	
8. KAMMINGA Arno	1995	NED	 PAYS-BAS	<b>02:18.56</b>	+0.71	770 pts	

### 200 Brasse Messieurs - Finale B (Dimanche 18 Juin 2017 - 16h26)

1. CAVE Daniel	1999	AUS	 AUSTRALIE	<b>02:15.47</b>	+0.65	824 pts	
2. STOLARSKI Marcin	1996	POL	 POLOGNE	<b>02:17.73</b>	+0.65	784 pts	
3. SZWEDZKI Dawid	1994	POL	 POLOGNE	<b>02:17.87</b>	+0.67	781 pts	
4. ELLOUMI Wassim	1993	TUN	 SO MILLAU N	<b>02:18.35</b>	+0.70	773 pts	
5. CASTEJON Alex	1998	ESP	 CN SABADELL	<b>02:21.31</b>	+0.52	726 pts	

6. NAISBY Jonathan	1993 CAN	 CN SHERBROOKE	<b>02:21.75</b>	+0.68	719 pts
7. LEWIS James	1998 GBR	 SWIM WALES	<b>02:21.80</b>	+0.69	718 pts
8. FARO MOLINA Carles	1993 ESP	 CN TERRASSA	<b>02:25.79</b>	+0.71	661 pts

## 200 Brasse Messieurs - Séries (Dimanche 18 Juin 2017 - 10h19)

---

1. CHUPKOV Anton	1997 RUS	 RUSSIE	<b>02:10.99</b>	+0.63	911 pts QFA
2. HORVATH David	1996 HUN	 HONGRIE	<b>02:14.31</b>	+0.67	845 pts QFA
3. PERSSON Erik	1994 SWE	 KUNGSBACKA SIMSALLSKAP	<b>02:14.39</b>	+0.75	844 pts QFA
4. KOSEKI Yasuhiro	1992 JPN	 JAPON	<b>02:15.60</b>	+0.66	821 pts QFA
5. DAVIES Luke	1997 GBR	 GRANDE-BRETAGNE	<b>02:16.02</b>	+0.66	814 pts QFA
6. KASER Yannick	1992 SUI	 SUISSE	<b>02:16.52</b>	+0.75	805 pts QFA
7. KAMMINGA Arno	1995 NED	 PAYS-BAS	<b>02:16.86</b>	+0.69	799 pts QFA
8. QUINN Nicholas	1993 IRL	 IRLANDE	<b>02:17.40</b>	+0.65	789 pts QFA
9. FUNK Richard	1992 CAN	 HIGH PERFORMANCE ONTARIO	<b>02:17.41</b>	+0.64	789 pts QFB
10. ELLOUMI Wassim	1993 TUN	 SO MILLAU N	<b>02:18.10</b>	+0.65	777 pts QFB
11. CAVE Daniel	1999 AUS	 AUSTRALIE	<b>02:18.92</b>	+0.65	764 pts QFB
12. STOLARSKI Marcin	1996 POL	 POLOGNE	<b>02:19.18</b>	+0.70	759 pts QFB
13. CASTEJON Alex	1998 ESP	 CN SABADELL	<b>02:19.89</b>	+0.63	748 pts QFB
14. SZWEDZKI Dawid	1994 POL	 POLOGNE	<b>02:21.14</b>	+0.68	728 pts QFB
15. NAISBY Jonathan	1993 CAN	 CN SHERBROOKE	<b>02:21.70</b>	+0.69	720 pts QFB
16. NIKOLAEV Andrei	1992 RUS	 EFIMOVA TEAM CLUB	<b>02:22.39</b>	+0.67	709 pts QFB
17. LEWIS James	1998 GBR	 SWIM WALES	<b>02:24.73</b>	+0.67	675 pts
18. FARO MOLINA Carles	1993 ESP	 CN TERRASSA	<b>02:26.87</b>	+0.74	646 pts
19. MORATO Gerard	1997 ESP	 CN BARCELONA	<b>02:29.59</b>	+0.70	612 pts
20. BENITEZ HERNANDEZ David	1998 ESP	 FEDERACION CATALANA DE NATACIO	<b>02:31.61</b>	+0.62	587 pts
--- WONG Fu kang	1998 MAS	 MALAISIE	<b>DSQ Vi</b>		---
--- CHARRADE Théo	1998 FRA	 AAS SARCELLES NATATION 95	<b>DSQ Vi</b>		---

*PÔLE FRANCE NATATION COURSE - PARIS (INSEP)*

- Programme
- Résultats
- Structures
- Participants

**200 Papillon Dames - Finale A (Dimanche 18 Juin 2017 - 19h11)**

1. HASEGAWA Suzuka	2000	JPN	 JAPON	<b>02:06.94</b>	+0.65	883 pts	<b>RM</b>
2. THOMAS Alys	1990	GBR	 SWIM WALES	<b>02:08.16</b>	+0.69	858 pts	
3. SZILAGYI Liliana	1996	HUN	 HONGRIE	<b>02:09.21</b>	+0.61	837 pts	
4. HOSSZU Katinka	1989	HUN	 IRON AQUATICS	<b>02:09.36</b>	+0.72	834 pts	
5. GROVES Madeline	1995	AUS	 AUSTRALIE	<b>02:09.44</b>	+0.69	833 pts	
6. MAKINO Hiroko	1999	JPN	 JAPON	<b>02:10.21</b>	+0.61	818 pts	
7. SEHYEON An	1995	KOR	 CORÉE DU SUD	<b>02:11.38</b>	+0.67	797 pts	
8. NAZIEBLO Klaudia	1993	POL	 POLOGNE	<b>02:11.80</b>	+0.80	789 pts	

**200 Papillon Dames - Finale B (Dimanche 18 Juin 2017 - 16h30)**

1. THROSSELL Brianna	1996	AUS	 AUSTRALIE	<b>02:09.30</b>	+0.69	836 pts	
2. MONTEIRO Ana-Catarina	1993	POR	 FLUVIAL VILACONDENSE	<b>02:13.44</b>	+0.72	760 pts	
3. BEREZCZ Bianka	2002	HUN	 HONGRIE	<b>02:13.62</b>	+0.76	757 pts	
4. JONES Harriet	1997	GBR	 SWIM WALES	<b>02:15.12</b>	+0.77	732 pts	
5. HOWARDESEN Maj	1997	DEN	 DANEMARK	<b>02:15.38</b>	+0.67	728 pts	
6. BALBUENA HEREDIA Carmen	1999	ESP	 CN SABADELL	<b>02:15.47</b>	+0.67	726 pts	
7. HIERRO PUJOL Aina	1998	ESP	 CN PALMA	<b>02:15.54</b>	+0.67	725 pts	
8. HANSEN Marina-Heller	1994	DEN	 DANEMARK	<b>02:16.23</b>	+0.74	714 pts	

**200 Papillon Dames - Séries (Dimanche 18 Juin 2017 - 10h29)**

1. HASEGAWA Suzuka	2000	JPN	 JAPON	<b>02:09.42</b>	+0.68	833 pts	QFA
2. THOMAS Alys	1990	GBR	 SWIM WALES	<b>02:09.68</b>	+0.72	828 pts	QFA
3. SZILAGYI Liliana	1996	HUN	 HONGRIE	<b>02:10.09</b>	+0.64	820 pts	QFA
4. HOSSZU Katinka	1989	HUN	 IRON AQUATICS	<b>02:10.87</b>	+0.68	806 pts	QFA
5. SEHYEON An	1995	KOR	 CORÉE DU SUD	<b>02:10.98</b>	+0.67	804 pts	QFA
6. GROVES Madeline	1995	AUS	 AUSTRALIE	<b>02:11.11</b>	+0.72	801 pts	QFA
7. MAKINO Hiroko	1999	JPN	 JAPON	<b>02:11.20</b>	+0.61	800 pts	QFA
8. NAZIEBLO Klaudia	1993	POL	 POLOGNE	<b>02:12.45</b>	+0.77	777 pts	QFA
9. THROSSELL Brianna	1996	AUS	 AUSTRALIE	<b>02:12.56</b>	+0.71	775 pts	QFB
10. MONTEIRO Ana-Catarina	1993	POR	 FLUVIAL VILACONDENSE	<b>02:14.53</b>	+0.69	742 pts	QFB
11. HOWARDESEN Maj	1997	DEN	 DANEMARK	<b>02:15.26</b>	+0.67	730 pts	QFB



12.	BERECZ Bianka	2002	HUN	 HONGRIE	<b>02:15.47</b>	+0.77	726 pts	QFB
13.	HANSEN Marina-Heller	1994	DEN	 DANEMARK	<b>02:15.62</b>		724 pts	QFB
14.	JONES Harriet	1997	GBR	 SWIM WALES	<b>02:16.00</b>	+0.73	718 pts	QFB
15.	HIERRO PUJOL Aina	1998	ESP	 CN PALMA	<b>02:16.44</b>	+0.69	711 pts	QFB
16.	HIBBOTT Holly	1999	GBR	 STOCKPORT METRO SWIM CLUB	<b>02:16.88</b>	+0.84	704 pts	QFB
17.	BALBUENA HEREDIA Carmen	1999	ESP	 CN SABADELL	<b>02:16.91</b>	+0.67	704 pts	
18.	BRUCE Tain	1998	GBR	 EDINBURGH UNIVERSITY	<b>02:17.03</b>	+0.67	702 pts	
19.	SOPP Tori	2000	GBR	 GRANDE-BRETAGNE	<b>02:17.39</b>	+0.74	696 pts	
20.	CAMPO CASAJUS Carla	1991	ESP	 CN TERRASSA	<b>02:17.61</b>	+0.71	693 pts	
21.	TCHORZ Alicja	1992	POL	 POLOGNE	<b>02:17.74</b>	+0.74	691 pts	
22.	WISHAAPT Camille	1998	FRA	 MONTPELLIER METROPOLE NATATION	<b>02:18.70</b>	+0.74	677 pts	
23.	PICAULT Solweig	2000	FRA	 CANET 66 NATATION	<b>02:18.78</b>	+0.66	676 pts	
<i>PÔLE FRANCE NATATION COURSE - FONT-ROMEU</i>								
24.	GUILLAMON NOVO Alba	2000	ESP	 FEDERACION CATALANA DE NATACIO	<b>02:21.03</b>	+0.81	644 pts	
25.	GUERRERO RAMOS Celeste	1998	ESP	 CN SANT ANDREU	<b>02:24.04</b>	+0.53	604 pts	
26.	CEREZO PROS Maria	1997	ESP	 CN BARCELONA	<b>02:24.24</b>	+0.63	602 pts	
27.	LONG WAH Ludivine	2000	FRA	 CANET 66 NATATION	<b>02:26.63</b>	+0.61	573 pts	
28.	GARCIA DE DIOS LEYVA Irene	1998	ESP	 CN TERRASSA	<b>02:26.77</b>	+0.80	571 pts	
29.	GAMACHE Sophie	1996	CAN	 CN SHERBROOKE	<b>02:27.65</b>	+0.72	561 pts	
---	MCKEON Emma	1994	AUS	 AUSTRALIE	DNS	dec	---	
---	SHERIDAN Mikkayla	1995	AUS	 AUSTRALIE	DNS	dec	---	
---	COLLET Enora	1998	FRA	 C PAUL-BERT RENNES	DNS	dec	---	

## 200 Papillon Messieurs - Finale A (Dimanche 18 Juin 2017 - 19h15)

1.	KENDERESI Tamas	1996	HUN	 HONGRIE	<b>01:54.98</b>	+0.69	912 pts
2.	CSEH Laszlo	1985	HUN	EGRI USZO KLUB	<b>01:56.39</b>	+0.68	879 pts
3.	LE CLOS Chad	1992	RSA	 ENERGY STANDARD CLUB	<b>01:56.64</b>	+0.63	873 pts
4.	BENEHOUTSOS Theodors	1988	AUS	 MELBOURNE VICENTRE	<b>01:58.21</b>	+0.75	839 pts
5.	BROMER Viktor Bregner	1993	DEN	 DANEMARK	<b>01:58.44</b>	+0.63	834 pts
6.	LIESS Nils	1996	SUI	 SUISSE	<b>01:58.64</b>	+0.70	830 pts
7.	NASCIMENTO Miguel-Duarte	1995	POR	 PORTUGAL	<b>02:00.37</b>	+0.69	795 pts
8.	HYLAND Brendan	1994	IRL	 IRLANDE	<b>02:00.43</b>	+0.74	793 pts

## 200 Papillon Messieurs - Finale B (Dimanche 18 Juin 2017 - 16h33)

1. MORGAN David	1994	AUS	 AUSTRALIE	<b>02:00.86</b>	+0.65	785 pts
2. DOMVILLE Matthew	1997	GBR	 GRANDE-BRETAGNE	<b>02:01.08</b>	+0.71	781 pts
3. IRVINE Grant	1991	AUS	 AUSTRALIE	<b>02:01.14</b>	+0.68	779 pts
4. PONS RAMON Joan-Lluis	1996	ESP	 ESPAGNE	<b>02:01.23</b>	+0.60	778 pts
5. CHAMPAGNE Montana	1996	CAN	 CANADA	<b>02:02.07</b>	+0.61	762 pts
6. HILL Robert	1996	CAN	 CANADA	<b>02:02.26</b>	+0.65	758 pts
7. LITCHFIELD Joe	1998	GBR	 GRANDE-BRETAGNE	<b>02:03.95</b>	+0.64	728 pts
8. ERICSSON Oskar	1997	SWE	 TABY SIM	<b>02:08.59</b>	+0.68	652 pts

## 200 Papillon Messieurs - Séries (Dimanche 18 Juin 2017 - 10h41)

1. KENDERESI Tamas	1996	HUN	 HONGRIE	<b>01:58.49</b>	+0.75	833 pts	QFA
2. LIESS Nils	1996	SUI	 SUISSE	<b>01:58.67</b>	+0.67	829 pts	QFA
3. CSEH Laszlo	1985	HUN	EGRI USZO KLUB	<b>01:59.18</b>	+0.72	819 pts	QFA
4. BROMER Viktor Bregner	1993	DEN	 DANEMARK	<b>01:59.31</b>	+0.66	816 pts	QFA
5. LE CLOS Chad	1992	RSA	ENERGY STANDARD CLUB	<b>01:59.74</b>	+0.70	807 pts	QFA
6. BENEHOUTSOS Theodors	1988	AUS	 MELBOURNE VICENTRE	<b>01:59.92</b>	+0.75	804 pts	QFA
7. NASCIMENTO Miguel-Duarte	1995	POR	 PORTUGAL	<b>02:00.99</b>	+0.65	782 pts	QFA
8. HYLAND Brendan	1994	IRL	 IRLANDE	<b>02:01.09</b>	+0.75	780 pts	QFA
9. IRVINE Grant	1991	AUS	 AUSTRALIE	<b>02:01.90</b>	+0.70	765 pts	QFB
10. DOMVILLE Matthew	1997	GBR	 GRANDE-BRETAGNE	<b>02:02.58</b>	+0.63	752 pts	QFB
11. PONS RAMON Joan-Lluis	1996	ESP	 ESPAGNE	<b>02:02.87</b>	+0.61	747 pts	QFB
12. CHAMPAGNE Montana	1996	CAN	 CANADA	<b>02:03.31</b>	+0.73	739 pts	QFB
13. MORGAN David	1994	AUS	 AUSTRALIE	<b>02:04.28</b>	+0.68	722 pts	QFB
14. HILL Robert	1996	CAN	 CANADA	<b>02:04.44</b>	+0.63	719 pts	QFB
15. LITCHFIELD Joe	1998	GBR	 GRANDE-BRETAGNE	<b>02:04.72</b>	+0.64	714 pts	QFB
16. ERICSSON Oskar	1997	SWE	 TABY SIM	<b>02:05.81</b>	+0.68	696 pts	QFB
17. WILKS James	1999	GBR	 GRANDE-BRETAGNE	<b>02:05.84</b>	+0.62	695 pts	
18. SIM Wee Sheng Welson	1997	MAS	 MALAISIE	<b>02:06.33</b>	+0.65	687 pts	
19. TORNQVIST Samuel	1997	SWE	 TABY SIM	<b>02:06.48</b>	+0.70	685 pts	
20. LEMAY Hugo	1995	CAN	 CN SHERBROOKE	<b>02:07.08</b>	+0.66	675 pts	
21. PETERS Jacob	2000	GBR	 GRANDE-BRETAGNE	<b>02:07.68</b>	+0.69	666 pts	
22. BRENON Kyllian	2000	FRA	 CANET 66 NATATION	<b>02:08.16</b>	+0.57	658 pts	
<i>PÔLE FRANCE NATATION COURSE - FONT-ROMEU</i>							
23. LAZARO ORTEGA Guillem	2000	ESP	 CN TERRASSA	<b>02:08.23</b>	+0.68	657 pts	
24. SAURA Oscar	1998	ESP	 CN OLOT	<b>02:08.85</b>	+0.61	648 pts	
25. REYMOND Axel	1994	FRA	 CSM CLAMART	<b>02:09.40</b>	+0.72	639 pts	
<i>PÔLE FRANCE NATATION COURSE - PARIS (INSEP)</i>							
26. PEDRO-LEAL Dorian	1996	FRA	 MEGAQUARIUS CLUB GUYANE	<b>02:11.36</b>	+0.67	611 pts	
<i>PÔLE FRANCE NATATION COURSE - FONT-ROMEU</i>							
27. MARTINEZ ROCA Ferran	1998	ESP	 CN SANT ANDREU	<b>02:12.09</b>	+0.77	601 pts	
28. CHISHOLM Kyle	1997	GBR	 GRANDE-BRETAGNE	<b>02:12.15</b>	+0.64	600 pts	
29. TORIS Hugo	2000	FRA	 CANET 66 NATATION	<b>02:16.32</b>	+0.66	547 pts	
30. HENRY ARRENOUS Pierre	1998	FRA	 ASPTT POITIERS	<b>02:16.54</b>	+0.69	544 pts	
<i>PÔLE FRANCE NATATION COURSE - PARIS (INSEP)</i>							
--- ELLIOT Tomas	1995	AUS	 AUSTRALIE	DNS dec		---	

### 100 Nage Libre Dames - Finale A (Dimanche 18 Juin 2017 - 19h25)

1. SJOSTROM Sarah	1993	SWE		SODERSTOMS SIMSALLSKAP	<b>00:52.08</b>	+0.64	998 pts	<b>RMN</b>
2. CAMPBELL Cate	1992	AUS		AUSTRALIE	<b>00:53.03</b>	+0.74	946 pts	
3. COLEMAN Michelle	1993	SWE		SK NEPTUN	<b>00:53.36</b>	+0.72	928 pts	
4. MCKEON Emma	1994	AUS		AUSTRALIE	<b>00:53.52</b>	+0.72	920 pts	
5. OLEKSIK Penny	2000	CAN		HIGH PERFORMANCE ONTARIO	<b>00:53.64</b>	+0.74	914 pts	
6. CAMPBELL Bronte	1994	AUS		AUSTRALIE	<b>00:53.66</b>	+0.67	913 pts	
7. HEEMSKERK Femke	1987	NED		PAYS-BAS	<b>00:54.15</b>	+0.72	888 pts	
8. MAINVILLE Sandrine	1992	CAN		HIGH PERFORMANCE ONTARIO	<b>00:54.26</b>	+0.64	883 pts	








### 100 Nage Libre Dames - Finale B (Dimanche 18 Juin 2017 - 16h37)

1. BONNET Charlotte	1995	FRA		OLYMPIC NICE NATATION	<b>00:54.44</b>	+0.66	874 pts	
				<i>PÔLE FRANCE NATATION COURSE - NICE</i>				
2. WILSON Madison	1994	AUS		AUSTRALIE	<b>00:54.78</b>	+0.69	858 pts	
3. VAN LANDEGHEM Chantal	1994	CAN		HIGH PERFORMANCE ONTARIO	<b>00:54.93</b>	+0.69	851 pts	
4. ELMSLIE Brittany	1994	AUS		AUSTRALIE	<b>00:54.97</b>	+0.69	849 pts	
5. SMITH Rebecca	2000	CAN		HIGH PERFORMANCE ONTARIO	<b>00:55.49</b>	+0.69	825 pts	
6. UGOLKOVA Maria	1989	SUI		SUISSE	<b>00:55.52</b>	+0.67	824 pts	
7. NGAWATI Kotuku	1994	AUS		AUSTRALIE	<b>00:55.56</b>	+0.61	822 pts	
8. HOPE Lucy	1997	GBR		EDINBURGH UNIVERSITY	<b>00:55.69</b>	+0.63	816 pts	

### 100 Nage Libre Dames - Séries (Dimanche 18 Juin 2017 - 10h52)

1. SJOSTROM Sarah	1993	SWE		SODERSTOMS SIMSALLSKAP	<b>00:53.12</b>	+0.66	941 pts	QFA <b>RM</b>
2. CAMPBELL Cate	1992	AUS		AUSTRALIE	<b>00:53.47</b>	+0.78	922 pts	QFA
3. COLEMAN Michelle	1993	SWE		SK NEPTUN	<b>00:53.99</b>	+0.77	896 pts	QFA
4. HEEMSKERK Femke	1987	NED		PAYS-BAS	<b>00:54.14</b>	+0.76	889 pts	QFA
5. OLEKSIK Penny	2000	CAN		HIGH PERFORMANCE ONTARIO	<b>00:54.15</b>	+0.71	888 pts	QFA
6. CAMPBELL Bronte	1994	AUS		AUSTRALIE	<b>00:54.16</b>	+0.67	888 pts	QFA
7. MAINVILLE Sandrine	1992	CAN		HIGH PERFORMANCE ONTARIO	<b>00:54.25</b>	+0.66	883 pts	QFA
8. KROMOWIDJOJO Ranomi	1990	NED		PAYS-BAS	<b>00:54.29</b>	+0.65	881 pts	QFA
9. MCKEON Emma	1994	AUS		AUSTRALIE	<b>00:54.30</b>	+0.72	881 pts	QFB
10. BONNET Charlotte	1995	FRA		OLYMPIC NICE NATATION	<b>00:54.48</b>	+0.67	872 pts	QFB

*PÔLE FRANCE NATATION COURSE - NICE*

11. ELMSLIE Brittany	1994	AUS		AUSTRALIE	<b>00:54.70</b>	+0.64	862 pts	QFB
12. VAN LANDEGHEM Chantal	1994	CAN		HIGH PERFORMANCE ONTARIO	<b>00:54.73</b>	+0.70	860 pts	QFB
13. WILSON Madison	1994	AUS		AUSTRALIE	<b>00:54.91</b>	+0.69	852 pts	QFB
14. SMITH Rebecca	2000	CAN		HIGH PERFORMANCE ONTARIO	<b>00:54.93</b>	+0.60	851 pts	QFB
15. UGOLKOVA Maria	1989	SUI		SUISSE	<b>00:55.08</b>	+0.65	844 pts	QFB
16. IKEE Rikako	2000	JPN		JAPON	<b>00:55.11</b>	+0.50	842 pts	Bfb
16. RUCK Taylor	2000	CAN		HIGH PERFORMANCE ONTARIO	<b>00:55.11</b>	+0.69	842 pts	Bfb
18. NGAWATI Kotuku	1994	AUS		AUSTRALIE	<b>00:55.51</b>	+0.65	824 pts	
19. HOPE Lucy	1997	GBR		EDINBURGH UNIVERSITY	<b>00:55.64</b>	+0.65	819 pts	
20. TORO Michelle	1992	CAN		HIGH PERFORMANCE ONTARIO	<b>00:55.73</b>	+0.75	815 pts	
21. ZHANG Yifan	2000	CHN		CHINE	<b>00:55.75</b>	+0.67	814 pts	
22. GONZALEZ Marta	1995	ESP		CN SANT ANDREU	<b>00:55.77</b>	+0.50	813 pts	
23. BRO Signe	1999	DEN		DANEMARK	<b>00:55.79</b>	+0.79	812 pts	
24. SAVARD Katerine	1993	CAN		CAMO	<b>00:56.19</b>	+0.65	795 pts	
25. MUNOZ DEL CAMPO Lidon	1995	ESP		CN SANT ANDREU	<b>00:56.23</b>	+0.70	793 pts	
26. NEUMANN Robin	1997	NED		PAYS-BAS	<b>00:56.30</b>	+0.68	790 pts	
27. MASSON Rachel	1995	GBR		EDINBURGH UNIVERSITY	<b>00:56.49</b>	+0.71	782 pts	
28. STARK Katherine	1998	GBR		EDINBURGH UNIVERSITY	<b>00:56.55</b>	+0.72	780 pts	
29. GREENSLADE Kathryn	1998	GBR		SWIM WALES	<b>00:56.66</b>	+0.73	775 pts	
30. GIRARDET Noemi	1994	SUI		SUISSE	<b>00:56.73</b>	+0.74	772 pts	
31. MARTIN Anouchka	1993	FRA		CN MARSEILLE	<b>00:56.78</b>	+0.67	770 pts	

*PÔLE FRANCE NATATION COURSE - MARSEILLE*

32. LOEVBERG Marte	1999	NOR		NORVÈGE	<b>00:56.98</b>		762 pts	
33. MAINE Anna	2000	GBR		GRANDE-BRETAGNE	<b>00:56.99</b>	+0.67	762 pts	
34. TOURETSKI Sasha	1994	SUI		USTER SWIM CLUB	<b>00:57.11</b>	+0.68	757 pts	
35. KOLLANUS Kaisla	1993	FIN		FINLANDE	<b>00:57.12</b>	+0.68	757 pts	
36. WOODS Elyse	1998	AUS		AUSTRALIE	<b>00:57.23</b>	+0.66	752 pts	
37. NASRETDINOVA Rozaliya	1997	RUS		RUSSIE	<b>00:57.39</b>		746 pts	
38. HACHE Cloé	1997	FRA		CN MARSEILLE	<b>00:57.45</b>	+0.64	744 pts	









*PÔLE FRANCE NATATION COURSE - MARSEILLE*

39. GRANDT Maria	1998	DEN		DANEMARK	<b>00:57.91</b>	+0.68	726 pts	
------------------	------	-----	---	----------	-----------------	-------	------------	--

40.	HANSEN Marina-Heller	1994	DEN	 DANEMARK	<b>00:57.93</b>	+0.71	725 pts
41.	BAZAROVA Elizaveta	1995	RUS	 TATARSTAN SWIMMING FEDERATION	<b>00:58.00</b>	+0.78	723 pts
42.	LUND Anina	1998	DEN	 DANEMARK	<b>00:58.07</b>	+0.75	720 pts
43.	NEALE Leah	1995	AUS	 AUSTRALIE	<b>00:58.15</b>	+0.72	717 pts
44.	HOWARDESEN Maj	1997	DEN	 DANEMARK	<b>00:58.46</b>	+0.67	706 pts
45.	DAVIES Mari	1998	GBR	 SWIM WALES	<b>00:58.53</b>	+0.69	703 pts
46.	BETHEL Rachel	2000	IRL	 LISBURN CITY SWIM CLUB	<b>00:58.66</b>	+0.80	699 pts
47.	GARRIDO URBINA Andrea	1994	ESP	 CN BARCELONA	<b>00:58.80</b>	+0.70	694 pts
47.	OLIVIER Monique	1998	LUX	EDINBURGH UNIVERSITY	<b>00:58.80</b>	+0.72	694 pts
49.	ALVAREZ PEREZ Cintia	1995	ESP	 CN TERRASSA	<b>00:58.94</b>	+0.73	689 pts
50.	MAHIEU Pauline	1999	FRA	 US ST-ANDRÉ	<b>00:59.05</b>	+0.70	685 pts
				<i>PÔLE FRANCE NATATION COURSE - FONT- ROMEU</i>			
51.	CAULFIED Samantha	1997	GBR	 EDINBURGH UNIVERSITY	<b>00:59.09</b>	+0.65	683 pts
52.	VAQUETTE Mathilde	1999	FRA	 CANET 66 NATATION	<b>00:59.15</b>	+0.68	681 pts
53.	BRISFER Clara	1997	FRA	 NAUTIC CLUB ALP'38	<b>00:59.29</b>	+0.75	676 pts
54.	COUSSON Clothilde	1998	FRA	 STADE FRANÇAIS O COURBEVOIE	<b>00:59.57</b>	+0.67	667 pts
				<i>PÔLE FRANCE NATATION COURSE - PARIS (INSEP)</i>			
55.	SGARAMELLA Clara	2001	FRA	 DAUPHINS D'ANNECY	<b>00:59.80</b>	+0.68	659 pts
56.	BUCH CARDONA Maria	1999	ESP	 CN TERRASSA	<b>01:00.02</b>	+0.65	652 pts
57.	IBARRONDO Ane	1997	ESP	 BASQUE SWIMMING FEDERATION	<b>01:00.04</b>	+0.71	651 pts
57.	SOPP Tori	2000	GBR	 GRANDE-BRETAGNE	<b>01:00.04</b>	+0.54	651 pts
59.	CARO Emma	2000	FRA	 CANET 66 NATATION	<b>01:00.22</b>	+0.71	646 pts
				<i>PÔLE FRANCE NATATION COURSE - FONT- ROMEU</i>			
60.	PICAULT Solweig	2000	FRA	 CANET 66 NATATION	<b>01:00.23</b>	+0.72	645 pts
				<i>PÔLE FRANCE NATATION COURSE - FONT- ROMEU</i>			
61.	SICART MATEO Laia	1998	ESP	 CN SANT ANDREU	<b>01:00.48</b>	+0.70	637 pts
62.	BOHER Mathilde	2003	FRA	 CANET 66 NATATION	<b>01:00.54</b>	+0.78	635 pts
63.	TOULI Lila	2000	FRA	 CANET 66 NATATION	<b>01:01.12</b>	+0.71	617 pts
				<i>PÔLE FRANCE NATATION COURSE - FONT- ROMEU</i>			
64.	DEVILLARD Alessandra	2000	FRA	 CANET 66 NATATION	<b>01:01.36</b>	+0.70	610 pts
				<i>PÔLE FRANCE NATATION COURSE - FONT- ROMEU</i>			

65.	BARTOLINI Mathilde	2003	FRA		CANET 66 NATATION	<b>01:01.53</b>	+0.73	605 pts
66.	LANDRY Eve	2001	CAN		CN SHERBROOKE	<b>01:02.10</b>	+0.73	589 pts
67.	MOREL Luna	2002	FRA		CANET 66 NATATION	<b>01:03.86</b>	+0.78	541 pts
---	SHERIDAN Mikkayla	1995	AUS		AUSTRALIE	DNS dec		---
---	WIJKHUIJS Josien	1999	NED		ZV ORCA	DNS dec		---
---	NURMINEN Tessa	1994	FIN		FINLANDE	DNS dec		---
---	GROVES Madeline	1995	AUS		AUSTRALIE	DNS dec		---
---	JACK Shayna	1998	AUS		AUSTRALIE	DNS dec		---
---	GUSTAFSDOTTIR Eyglo - Osk	1995	ISL		ISLANDE	DNS dec		---

### 100 Nage Libre Messieurs - Finale A (Dimanche 18 Juin 2017 - 19h27)

1.	METELLA Mehdy	1992	FRA		CN MARSEILLE	<b>00:48.62</b>	+0.63	898 pts
<i>PÔLE FRANCE NATATION COURSE - MARSEILLE</i>								
2.	MCEVOY Cameron	1994	AUS		AUSTRALIE	<b>00:48.96</b>	+0.58	879 pts
3.	MAGNUSSEN James	1991	AUS		AUSTRALIE	<b>00:48.99</b>	+0.68	877 pts
4.	STRAVIUS Jérémy	1988	FRA		AMIENS METROPOLE NAT.	<b>00:49.21</b>	+0.66	866 pts
<i>PÔLE FRANCE NATATION COURSE - AMIENS</i>								
5.	FRATUS Bruno	1989	BRA		BRÉSIL	<b>00:49.32</b>	+0.72	860 pts
6.	MAGNINI Filippo	1982	ITA		ITALIE	<b>00:49.48</b>	+0.68	852 pts
7.	DOTTO Luca	1990	ITA		ITALIE	<b>00:49.49</b>	+0.65	851 pts
8.	SAHNOUNE Oussama	1992	ALG		CN MARSEILLE	<b>00:49.81</b>	+0.66	835 pts

### 100 Nage Libre Messieurs - Finale B (Dimanche 18 Juin 2017 - 16h39)


1.	SHIOURA Shinri	1991	JPN		JAPON	<b>00:48.95</b>	+0.72	880 pts
2.	GARCIA HERNANDEZ Hanser	1988	CUB		CUBA	<b>00:48.96</b>	+0.64	879 pts
3.	SMITH Daniel	1992	AUS		AUSTRALIE	<b>00:49.93</b>	+0.72	829 pts
4.	VENDRAME Ivano	1997	ITA		ITALIE	<b>00:49.95</b>	+0.72	828 pts
5.	CUMBERLIDGE David	1996	GBR		EDINBURGH UNIVERSITY	<b>00:50.07</b>	+0.72	822 pts
6.	GRAHAM Alexander	1995	AUS		AUSTRALIE	<b>00:50.21</b>	+0.70	815 pts
7.	MAJCHRZAK Kacper	1992	POL		POLOGNE	<b>00:50.26</b>	+0.69	813 pts
7.	LIE Anders	1991	DEN		DANEMARK	<b>00:50.26</b>	+0.67	813 pts

## 100 Nage Libre Messieurs - Bfb (Dimanche 18 Juin 2017 - 11h28)

1. SHIOURA Shinri	1991	JPN	 JAPON	<b>00:49.13</b>	+0.72	870 pts	QFB
2. THORMEYER Markus	1997	CAN	 CANADA	<b>00:50.21</b>	+0.72	815 pts	

## 100 Nage Libre Messieurs - Séries (Dimanche 18 Juin 2017 - 11h09)

1. STRAVIUS Jérémy	1988	FRA	 AMIENS METROPOLE NAT. <i>PÔLE FRANCE NATATION COURSE - AMIENS</i>	<b>00:49.17</b>	+0.68	868 pts	QFA
2. MCEVOY Cameron	1994	AUS	 AUSTRALIE	<b>00:49.24</b>	+0.61	864 pts	QFA
3. DOTTO Luca	1990	ITA	 ITALIE	<b>00:49.29</b>	+0.66	862 pts	QFA
4. MAGNUSSEN James	1991	AUS	 AUSTRALIE	<b>00:49.33</b>	+0.72	859 pts	QFA
5. METELLA Mehdy	1992	FRA	 CN MARSEILLE <i>PÔLE FRANCE NATATION COURSE - MARSEILLE</i>	<b>00:49.41</b>	+0.69	855 pts	QFA
6. FRATUS Bruno	1989	BRA	 BRÉSIL	<b>00:49.50</b>	+0.52	851 pts	QFA
7. SAHNOUNE Oussama	1992	ALG	 CN MARSEILLE	<b>00:49.71</b>	+0.66	840 pts	QFA
8. MAGNINI Filippo	1982	ITA	 ITALIE	<b>00:49.77</b>	+0.62	837 pts	QFA
9. GRAHAM Alexander	1995	AUS	 AUSTRALIE	<b>00:49.80</b>	+0.72	835 pts	QFB
10. VENDRAME Ivano	1997	ITA	 ITALIE	<b>00:49.82</b>	+0.69	834 pts	QFB
10. LE CLOS Chad	1992	RSA	 ENERGY STANDARD CLUB	<b>00:49.82</b>	+0.61	834 pts	QFB
12. MAJCHRZAK Kacper	1992	POL	 POLOGNE	<b>00:49.85</b>	+0.69	833 pts	QFB
13. GARCIA HERNANDEZ Hanser	1988	CUB	 CUBA	<b>00:50.04</b>	+0.62	823 pts	QFB
14. CUMBERLIDGE David	1996	GBR	 EDINBURGH UNIVERSITY	<b>00:50.27</b>	+0.69	812 pts	QFB
15. SMITH Daniel	1992	AUS	 AUSTRALIE	<b>00:50.41</b>	+0.73	805 pts	QFB
16. LIE Anders	1991	DEN	 DANEMARK	<b>00:50.42</b>	+0.69	805 pts	QFB
17. SHIOURA Shinri	1991	JPN	 JAPON	<b>00:50.45</b>	+0.72	803 pts	
18. THORMEYER Markus	1997	CAN	 CANADA	<b>00:50.45</b>	+0.73	803 pts	
19. THORPE Jack	1994	GBR	 EDINBURGH UNIVERSITY	<b>00:50.46</b>	+0.70	803 pts	
20. GERRARD Jack	1994	AUS	 AUSTRALIE	<b>00:50.49</b>	+0.68	802 pts	
21. STANLEY Matthew	1992	NZL	 NOUVELLE-ZÉLANDE	<b>00:50.69</b>	+0.71	792 pts	
22. NEGRI Benno	1998	AUS	 AUSTRALIE	<b>00:50.73</b>	+0.62	790 pts	
23. AYOUBI Mehdi	1998	CAN	 CAMO	<b>00:50.79</b>	+0.67	787 pts	
24. INCERTI Zac	1996	AUS	 AUSTRALIE	<b>00:50.86</b>	+0.72	784 pts	



25. LIE Markus	1995	NOR	 NORVÈGE	<b>00:50.87</b>	+0.32	784 pts
26. LIM Keith	1997	MAS	 MALAISIE	<b>00:50.88</b>	+0.63	783 pts
27. BAARS Jeroen	1992	NED	 MNC DORDRECHT	<b>00:50.97</b>	+0.77	779 pts
28. MCGUCKIN Kieran	1992	GBR	 EDINBURGH UNIVERSITY	<b>00:50.98</b>	+0.62	779 pts
29. SIM Wee Sheng Welson	1997	MAS	 MALAISIE	<b>00:51.02</b>	+0.63	777 pts
29. ELIASSON Isak	1996	SWE	 HELSINGBORGS SIMSALLSKAP	<b>00:51.02</b>	+0.71	777 pts
31. COULTER Curtis	1994	IRL	 IRLANDE	<b>00:51.03</b>	+0.70	776 pts
32. CHRISTENSEN Kevin witt	1995	DEN	 FARUM	<b>00:51.12</b>	+0.71	772 pts
33. SLOAN Jordan	1993	IRL	 IRLANDE	<b>00:51.15</b>	+0.72	771 pts
34. STOCKWELL William	1995	AUS	 AUSTRALIE	<b>00:51.18</b>	+0.66	770 pts
35. PEDERSEN Frederik Siem	1991	DEN	 FARUM	<b>00:51.19</b>	+0.67	769 pts
36. BERNARD-LALONDE Antoine	1996	CAN	 CAMO	<b>00:51.26</b>	+0.67	766 pts
36. BRZOSKOWSKI Maarten	1995	NED	 PAYS-BAS	<b>00:51.26</b>	+0.65	766 pts
38. PARKINSON Jarvis	1998	GBR	 GRANDE-BRETAGNE	<b>00:51.34</b>	+0.65	762 pts
39. DE BOER Thom	1991	NED	 PAYS-BAS	<b>00:51.35</b>	+0.68	762 pts
40. DERACHE Alexandre	1998	FRA	 AMIENS METROPOLE NAT. <i>PÔLE FRANCE NATATION COURSE - AMIENS</i>	<b>00:51.42</b>	+0.64	759 pts
41. JONES Daniel	1996	GBR	 SWIM WALES	<b>00:51.49</b>	+0.69	756 pts
42. DENCAUSSE Jean	1997	FRA	 CN MARSEILLE <i>PÔLE FRANCE NATATION COURSE - MARSEILLE</i>	<b>00:51.53</b>	+0.64	754 pts
43. OVESEN Sebastian	1994	DEN	 DANEMARK	<b>00:51.55</b>	+0.65	753 pts
44. OLAFSON Carson	1997	CAN	 CANADA	<b>00:51.60</b>	+0.62	751 pts
44. PUIG GARRICH Albert	1994	ESP	 CN TERRASSA	<b>00:51.60</b>	+0.63	751 pts
46. PRENDERGAST David	1994	IRL	 UNIVERSITY COLLEGE DUBLIN	<b>00:51.65</b>	+0.65	749 pts
46. WYPYCH Filip	1991	POL	 POLOGNE	<b>00:51.65</b>	+0.67	749 pts
48. THOMPSON David	1993	IRL	 BANGOR SC	<b>00:51.69</b>	+0.69	747 pts
49. CLARK Joseph	1997	GBR	 SWIM WALES	<b>00:51.70</b>	+0.65	747 pts
50. CHAOUACHI Mohamed-Ali	1995	TUN	 SO MILLAU N <i>PÔLE ESPOIRS NATATION COURSE - LIMOGES</i>	<b>00:51.79</b>	+0.64	743 pts
51. QUINN Gerard	1998	IRL	 IRLANDE	<b>00:51.82</b>	+0.73	741 pts
52. LOBANOVSZKIJ Maxim	1996	HUN	 HONGRIE	<b>00:51.86</b>	+0.67	740 pts



53.	GUERRERO RAMOS Atlas	1995	ESP		CN SANT ANDREU	<b>00:51.89</b>	+0.68	738 pts
54.	MCKEON David	1992	AUS		AUSTRALIE	<b>00:51.99</b>	+0.68	734 pts
55.	CHAN Jie	1995	MAS		MALAISIE	<b>00:52.02</b>	+0.66	733 pts
56.	FORNDAL Daniel	1997	SWE		JONKOPINGS SIMSALLSKAP	<b>00:52.08</b>	+0.65	730 pts
57.	BILDOSOLA AGIRREGOMEZKORTA Mikel	1983	ESP		BASQUE SWIMMING FEDERATION	<b>00:52.29</b>	+0.64	722 pts
58.	KERROD Lewis	2000	GBR		GRANDE-BRETAGNE	<b>00:52.33</b>	+0.63	720 pts
59.	POWELL Robert	2000	IRL		IRLANDE	<b>00:52.37</b>	+0.67	718 pts
60.	MC MILLAN Jack	2000	IRL		IRLANDE	<b>00:52.41</b>	+0.67	717 pts
61.	VERHOEVEN Thomas	1997	NED		MNC DORDRECHT	<b>00:52.47</b>	+0.70	714 pts
62.	SOMMELING Bart	1998	NED		DE DOLFIJN AMSTERDAM	<b>00:52.60</b>	+0.67	709 pts
63.	SIEDLER Christian	1991	SUI		SUISSE	<b>00:52.67</b>	+0.67	706 pts
64.	RODRIGUEZ Lautaro	1996	ESP		CN TERRASSA	<b>00:52.71</b>	+0.66	704 pts
65.	PAULSSON Adam	1995	SWE		SIMKLUBBEN ELFSBORG	<b>00:52.80</b>	+0.72	701 pts
66.	D'ORIANO Nicolas	1997	FRA		CN MARSEILLE	<b>00:52.81</b>	+0.48	700 pts
					<i>PÔLE FRANCE NATATION COURSE - MARSEILLE</i>			
67.	GOVINDIN Yonel	1993	FRA		CN MARSEILLE	<b>00:52.86</b>	+0.68	698 pts
					<i>PÔLE FRANCE NATATION COURSE - MARSEILLE</i>			
68.	FUCHS Roman	1998	FRA		AMIENS METROPOLE NAT.	<b>00:52.96</b>	+0.65	694 pts
					<i>PÔLE FRANCE NATATION COURSE - AMIENS</i>			
69.	BRENON Kyllian	2000	FRA		CANET 66 NATATION	<b>00:53.00</b>	+0.69	693 pts
					<i>PÔLE FRANCE NATATION COURSE - FONT- ROMEU</i>			
70.	SVENDSEN Marcus-Kroeyer	1997	DEN		DANEMARK	<b>00:53.02</b>	+0.66	692 pts
71.	PERREAULT Alexandre	1998	CAN		CANADA	<b>00:53.06</b>	+0.59	691 pts
72.	ELMERINI Merwane	1997	FRA		CN MARSEILLE	<b>00:53.07</b>	+0.64	690 pts
73.	CALZADA MUNOZ Marc	1995	ESP		FEDERACION CATALANA DE NATACIO	<b>00:53.10</b>	+0.65	689 pts
74.	ROVIRA GUILLEN Arnau	1995	ESP		FEDERACION CATALANA DE NATACIO	<b>00:53.21</b>	+0.64	685 pts
75.	MELENNEC Alex	1996	IRL		UNIVERSITY COLLEGE DUBLIN	<b>00:53.25</b>	+0.67	683 pts
76.	DELICES Jean-Marc	2000	FRA		CANET 66 NATATION	<b>00:53.30</b>	+0.75	681 pts
					<i>PÔLE FRANCE NATATION COURSE - FONT- ROMEU</i>			
77.	PULAI Bence	1991	HUN		HONGRIE	<b>00:53.46</b>	+0.71	675 pts
78.	NAISBY Jonathan	1993	CAN		CN SHERBROOKE	<b>00:53.50</b>	+0.65	674 pts

79.	CURTU Pau	1997	ESP		CN TERRASSA	<b>00:53.61</b>	+0.72	669 pts
80.	LOMMERS Tom	1990	NED		DE DOLFIJN AMSTERDAM	<b>00:53.65</b>	+0.64	668 pts
81.	MOZZINI-VELLEN Andrea	1998	SUI		SUISSE	<b>00:53.69</b>	+0.69	666 pts
82.	BROWN Cameron	1996	GBR		SWIM WALES	<b>00:53.78</b>	+0.74	663 pts
83.	TAKACS Krisztian	1985	HUN		HONGRIE	<b>00:54.38</b>	+0.73	641 pts
84.	HUGHES Deio	1999	GBR		SWIM WALES	<b>00:54.45</b>	+0.67	639 pts
85.	POWER Dean	1997	IRL		UNIVERSITY COLLEGE DUBLIN	<b>00:54.51</b>		637 pts
86.	BERNABE Timothée	2000	FRA		CANET 66 NATATION	<b>00:54.70</b>	+0.68	630 pts
87.	DELANGE Patrick	1994	CAN		CN SHERBROOKE	<b>00:54.98</b>	+0.63	621 pts
88.	ARILLA Biel	1997	ESP		CN BARCELONA	<b>00:55.46</b>	+0.63	605 pts
89.	CAMBLONG Tommy-Lee	2001	FRA		CANET 66 NATATION	<b>00:55.50</b>	+0.52	603 pts
90.	STAM Ruben	1998	NED		PAYS-BAS	<b>00:56.30</b>	+0.63	578 pts
91.	BARASCUD Paul	1996	FRA		CN MARSEILLE	<b>00:56.78</b>	+0.70	563 pts

*PÔLE FRANCE NATATION COURSE - MARSEILLE*

---	MORGAN David	1994	AUS		AUSTRALIE	<b>DNS dec</b>		---
---	CZERNIAK Konrad	1989	POL		POLOGNE	<b>DNS dec</b>		---
---	KURLE Cameron	1997	GBR		GRANDE-BRETAGNE	<b>DNS dec</b>		---
---	AGUILAR URTXEGI Oskitz	1995	ESP		BASQUE SWIMMING FEDERATION	<b>DNS dec</b>		---

--	RYAN Shane	1994	IRL		IRLANDE	<b>DNS dec</b>		
----	------------	------	-----	---	---------	----------------	--	--

**200 4 Nages Messieurs - Finale A (Dimanche 18 Juin 2017 - 19h39)**

1.	DESPLANCHES Jeremy	1994	SUI		SUISSE	<b>01:59.11</b>	+0.63	876 pts
2.	TELEGDY Adam	1995	HUN		HONGRIE	<b>02:01.00</b>	+0.67	836 pts
3.	SANTOS Alexis-Manacas	1992	POR		PORTUGAL	<b>02:01.48</b>	+0.72	826 pts
4.	ELLIOT Tomas	1995	AUS		AUSTRALIE	<b>02:02.47</b>	+0.67	806 pts
5.	MOHAMMED Xavier	1990	GBR		SWIM WALES	<b>02:03.36</b>	+0.70	789 pts
6.	LITCHFIELD Joe	1998	GBR		GRANDE-BRETAGNE	<b>02:04.13</b>	+0.62	774 pts
7.	DUDAS Daniel	1994	HUN		IRON AQUATICS	<b>02:04.20</b>	+0.65	773 pts
---	SKAANING Daniel	1993	DEN		DANEMARK	<b>DSQ Vi</b>		---

**200 4 Nages Messieurs - Finale B (Dimanche 18 Juin 2017 - 16h42)**

1.	BERRY Théo	1997	FRA		ANGERS NATATION	<b>02:04.62</b>	+0.78	765 pts
<i>PÔLE FRANCE NATATION COURSE - PARIS (INSEP)</i>								
2.	PARKINSON Jarvis	1998	GBR		GRANDE-BRETAGNE	<b>02:04.73</b>	+0.70	763 pts

3. TORNVIST Samuel	1997	SWE	TABY SIM	<b>02:06.61</b>	+0.69	729 pts
4. D'ORIANO Nicolas	1997	FRA	 CN MARSEILLE	<b>02:07.65</b>	+0.68	712 pts
<i>PÔLE FRANCE NATATION COURSE - MARSEILLE</i>						
5. WU Junjie	2003	CHN	 CHINE	<b>02:08.53</b>	+0.64	697 pts
6. PALASCHUK Brian	1998	CAN	 REGINA OPTIMIST SWIM CLUB	<b>02:10.08</b>	+0.72	673 pts
7. LIESS Thomas	1995	SUI	 SUISSE	<b>02:10.21</b>	+0.71	671 pts
8. PEREZ PUJOL Jordi	2000	ESP	 CN TERRASSA	<b>02:10.78</b>	+0.75	662 pts

### 200 4 Nages Messieurs - Séries (Dimanche 18 Juin 2017 - 11h30)

1. DESPLANCHES Jeremy	1994	SUI	 SUISSE	<b>02:00.21</b>	+0.64	852 pts	QFA
2. DUDAS Daniel	1994	HUN	 IRON AQUATICS	<b>02:02.95</b>	+0.66	797 pts	QFA
3. TELEGDY Adam	1995	HUN	 HONGRIE	<b>02:03.08</b>	+0.67	794 pts	QFA
4. MOHAMMED Xavier	1990	GBR	 SWIM WALES	<b>02:03.46</b>	+0.70	787 pts	QFA
5. SANTOS Alexis-Manacas	1992	POR	 PORTUGAL	<b>02:03.80</b>	+0.70	780 pts	QFA
6. ELLIOT Tomas	1995	AUS	 AUSTRALIE	<b>02:04.27</b>	+0.68	771 pts	QFA
7. SKAANING Daniel	1993	DEN	 DANEMARK	<b>02:04.29</b>	+0.58	771 pts	QFA
8. LITCHFIELD Joe	1998	GBR	 GRANDE-BRETAGNE	<b>02:07.02</b>	+0.63	722 pts	QFA
9. BERRY Théo	1997	FRA	 ANGERS NATATION	<b>02:07.41</b>	+0.71	716 pts	QFB
<i>PÔLE FRANCE NATATION COURSE - PARIS (INSEP)</i>							
10. TORNVIST Samuel	1997	SWE	TABY SIM	<b>02:07.45</b>	+0.71	715 pts	QFB
11. D'ORIANO Nicolas	1997	FRA	 CN MARSEILLE	<b>02:07.83</b>	+0.62	709 pts	QFB
<i>PÔLE FRANCE NATATION COURSE - MARSEILLE</i>							
12. WU Junjie	2003	CHN	 CHINE	<b>02:08.52</b>	+0.63	697 pts	QFB
13. PALASCHUK Brian	1998	CAN	 REGINA OPTIMIST SWIM CLUB	<b>02:08.94</b>	+0.72	691 pts	QFB
14. LIESS Thomas	1995	SUI	 SUISSE	<b>02:09.02</b>	+0.69	689 pts	QFB
15. PEREZ PUJOL Jordi	2000	ESP	 CN TERRASSA	<b>02:09.27</b>	+0.68	685 pts	QFB
16. PARKINSON Jarvis	1998	GBR	 GRANDE-BRETAGNE	<b>02:09.43</b>	+0.63	683 pts	QFB
17. CHAMPAGNE Montana	1996	CAN	 CANADA	<b>02:09.77</b>	+0.75	677 pts	
18. BURBAN Corentin	1998	FRA	 PAYS DE GEX NATATION	<b>02:09.87</b>	+0.71	676 pts	
<i>PÔLE FRANCE NATATION COURSE - FONT-ROMEU</i>							
19. GIRALT PIDEMONT Jan	1996	ESP	 FEDERACION CATALANA DE NATACIO	<b>02:09.89</b>	+0.67	676 pts	
20. NABARRO Brandon	1997	GBR	 PUTTERIDGE SC	<b>02:10.33</b>	+0.75	669 pts	
21. MOORE Andrew	1998	IRL	 UNIVERSITY COLLEGE DUBLIN	<b>02:10.55</b>	+0.67	665 pts	
22. HJELM Alvi	1996	DEN	 HOVEDSTADEN SWIM CLUB	<b>02:11.28</b>	+0.54	654 pts	
23. SALCZER Ladislav	2000	FRA	 OLYMPIC NICE NATATION	<b>02:11.45</b>	+0.71	652 pts	
<i>PÔLE ESPOIRS NATATION COURSE - NICE</i>							
24. NDOYE BROUARD Yohann	2000	FRA	 DAUPHINS D'ANNECY	<b>02:13.34</b>	+0.76	624 pts	
25. MARTINEZ ROCA Ferran	1998	ESP	 CN SANT ANDREU	<b>02:14.85</b>	+0.72	604 pts	
25. VLAOVIC Milan	2000	FRA	 CANET 66 NATATION	<b>02:14.85</b>	+0.76	604 pts	
<i>PÔLE FRANCE NATATION COURSE - FONT-ROMEU</i>							
27. CUBILLAS GIL Izan	2000	ESP	 FEDERACION CATALANA DE NATACIO	<b>02:15.65</b>	+0.69	593 pts	
28. MORATO Gerard	1997	ESP	 CN BARCELONA	<b>02:16.46</b>	+0.68	583 pts	
29. CLEMENT Paul	2001	FRA	 CANET 66 NATATION	<b>02:21.45</b>	+0.67	523 pts	
30. DEFER Kwinlane	2001	FRA	 CANET 66 NATATION	<b>02:23.89</b>	+0.72	497 pts	
--- CASTEJON Alex	1998	ESP	 CN SABADELL	<b>DSQ Da</b>		---	
--- PONS RAMON Joan-Lluis	1996	ESP	 ESPAGNE	<b>DNS dec</b>		---	

--- CSEH Laszlo

1985 HUN



EGRI USZO KLUB

DNS dec

#### 400 4 Nages Dames - Finale A (Dimanche 18 Juin 2017 - 19h43)

1. HOSSZU Katinka	1989	HUN		IRON AQUATICS	<b>04:37.73</b>	+0.67	882 pts
2. SELTENREICH HODGSON Erika	1995	CAN		CANADA	<b>04:39.64</b>	+0.69	864 pts
3. GUNES Viktoria Zeynep	1998	TUR		TURQUIE	<b>04:40.33</b>	+0.76	857 pts
4. MCKEOWN Taylor	1995	AUS		AUSTRALIE	<b>04:48.04</b>	+0.72	790 pts
5. VALL MONTERO Jessica	1988	ESP		CN SANT ANDREU	<b>04:55.20</b>	+0.76	734 pts
6. WILSON Sophia	2001	GBR		GRANDE-BRETAGNE	<b>04:57.47</b>	+0.73	717 pts
--- CASTRO ORTEGA Patricia	1992	ESP		CN TERRASSA	DNS dec		---

#### 400 4 Nages Dames - Séries (Dimanche 18 Juin 2017 - 11h45)

1. HOSSZU Katinka	1989	HUN		IRON AQUATICS	<b>04:46.08</b>	+0.78	807 pts	QFA
2. GUNES Viktoria Zeynep	1998	TUR		TURQUIE	<b>04:48.31</b>	+0.78	788 pts	QFA
3. SELTENREICH HODGSON Erika	1995	CAN		CANADA	<b>04:48.92</b>	+0.87	783 pts	QFA
4. MCKEOWN Taylor	1995	AUS		AUSTRALIE	<b>04:52.07</b>	+0.70	758 pts	QFA
5. VALL MONTERO Jessica	1988	ESP		CN SANT ANDREU	<b>04:53.53</b>	+0.72	747 pts	QFA
6. WILSON Sophia	2001	GBR		GRANDE-BRETAGNE	<b>05:00.82</b>	+0.70	694 pts	QFA
7. CASTRO ORTEGA Patricia	1992	ESP		CN TERRASSA	<b>05:07.03</b>	+0.73	652 pts	QFA
8. MARSAU Alice	2000	FRA		CANET 66 NATATION	<b>05:24.68</b>	+0.69	552 pts	QFA

--- WHITTAKER Sian

1997 AUS

 AUSTRALIE

DSQ VI