









RÉSULTATS

50 Dos Dames - Finale A (Samedi 17 Juin 2017 - 17h59)

1. SEEBOHM Emily	1992	AUS	 AUSTRALIE	00:28.13	+0.69	1296 pts
2. DE WAARD Maaïke	1996	NED	 PAYS-BAS	00:28.34	+0.66	1283 pts
3. SIMMONDS Elizabeth	1991	GBR	 EDINBURGH UNIVERSITY	00:28.61	+0.66	1267 pts
4. TOUSSAINT Kira	1994	NED	 PAYS-BAS	00:28.68	+0.56	1263 pts
5. MAHIEU Pauline	1999	FRA	 US ST-ANDRÉ	00:28.85	+0.66	1253 pts
<i>PÔLE FRANCE NATATION COURSE - FONT-ROMEU</i>						
6. TCHORZ Alicja	1992	POL	 POLOGNE	00:28.99	+0.56	1245 pts
7. URBANCZYK Aleksandra	1987	POL	 POLOGNE	00:29.16	+0.63	1235 pts
8. MAINE Anna	2000	GBR	 GRANDE-BRETAGNE	00:29.24	+0.61	1231 pts

50 Dos Dames - Finale B (Samedi 17 Juin 2017 - 16h00)

1. USTINOVA Daria-K	1998	RUS	 RUSSIE	00:28.92		1249 pts
2. HOPE Lucy	1997	GBR	 EDINBURGH UNIVERSITY	00:28.97		1246 pts
3. CINI Mathilde	1994	FRA	 VALENCE TRIATHLON	00:29.20		1233 pts
<i>PÔLE FRANCE NATATION COURSE - MARSEILLE</i>						
4. LAUKKANEN Jenna	1995	FIN	 FINLANDE	00:29.25		1230 pts
5. NEWLANDS Anna	1998	GBR	 EDINBURGH UNIVERSITY	00:30.00		1187 pts
6. CHAN Caroline-Zi-Xin	1995	MAS	 MALAISIE	00:31.15		1123 pts
--- WHITTAKER Sian	1997	AUS	 AUSTRALIE	DNS dec		---
--- GUSTAFSDOTTIR Eyglo Osk	1995	ISL	 ISLANDE	DNS dec		---

50 Dos Dames - Séries (Samedi 17 Juin 2017 - 09h00)

1. SEEBOHM Emily	1992	AUS	 AUSTRALIE	00:28.45		1277 pts	QFA
2. TOUSSAINT Kira	1994	NED	 PAYS-BAS	00:28.63	+0.54	1266 pts	QFA
3. DE WAARD Maaïke	1996	NED	 PAYS-BAS	00:28.68		1263 pts	QFA
4. URBANCZYK Aleksandra	1987	POL	 POLOGNE	00:28.72	+0.63	1261 pts	QFA
5. SIMMONDS Elizabeth	1991	GBR	 EDINBURGH UNIVERSITY	00:28.82	+0.64	1255 pts	QFA
6. TCHORZ Alicja	1992	POL	 POLOGNE	00:28.89	+0.60	1251 pts	QFA
7. MAHIEU Pauline	1999	FRA	 US ST-ANDRÉ	00:29.03	+0.67	1243 pts	QFA
<i>PÔLE FRANCE NATATION COURSE - FONT-ROMEU</i>							
8. MAINE Anna	2000	GBR	 GRANDE-BRETAGNE	00:29.18	+0.59	1234 pts	QFA
9. HOPE Lucy	1997	GBR	 EDINBURGH UNIVERSITY	00:29.26	+0.65	1230 pts	QFB
10. HOSSZU Katinka	1989	HUN	 IRON AQUATICS	00:29.46	+0.61	1218 pts	QFB
11. CINI Mathilde	1994	FRA	 VALENCE TRIATHLON	00:29.48	+0.66	1217 pts	QFB
<i>PÔLE FRANCE NATATION COURSE - MARSEILLE</i>							
12. BARRATT Holly	1988	AUS	 AUSTRALIE	00:29.49	+0.58	1216 pts	QFB
13. WHITTAKER Sian	1997	AUS	 AUSTRALIE	00:29.54		1214 pts	QFB
14. USTINOVA Daria-K	1998	RUS	 RUSSIE	00:29.61	+0.73	1210 pts	QFB
15. NAZIEBLO Klaudia	1993	POL	 POLOGNE	00:29.77	+0.73	1200 pts	QFB
16. LAUKKANEN Jenna	1995	FIN	 FINLANDE	00:29.93	+0.67	1191 pts	QFB
17. NEWLANDS Anna	1998	GBR	 EDINBURGH UNIVERSITY	00:30.04	+0.66	1185 pts	
18. CHAN Caroline-Zi-Xin	1995	MAS	 MALAISIE	00:30.05	+0.63	1185 pts	
19. GUSTAFSDOTTIR Eyglo Osk	1995	ISL	 ISLANDE	00:30.12		1181 pts	

20. REID Karen	1998	GBR	 EDINBURGH UNIVERSITY	00:30.21	+0.63	1176 pts
21. ALVAREZ PEREZ Cintia	1995	ESP	 CN TERRASSA	00:30.30	+0.60	1171 pts
22. PLATTS Daisy	2000	GBR	 GRANDE-BRETAGNE	00:30.31	+0.64	1170 pts
23. PRADELL Mireia	1995	ESP	 CN BARCELONA	00:30.39	+0.58	1165 pts
24. KAVANAGH Kate	1998	IRL	 UNIVERSITY COLLEGE DUBLIN	00:30.41	+0.57	1164 pts
25. TOULI Lila	2000	FRA	 CANET 66 NATATION	00:30.53	+0.18	1158 pts
<i>PÔLE FRANCE NATATION COURSE - FONT-ROMEU</i>						
26. ROBERTS Jane	1996	IRL	 UNIVERSITY COLLEGE DUBLIN	00:30.66	+0.62	1150 pts
27. WIJKHUIJS Josien	1999	NED	 ZV ORCA	00:30.70	+0.67	1148 pts
28. COUSSON Clothilde	1998	FRA	 STADE FRANÇAIS O COURBEVOIE	00:30.76	+0.59	1145 pts
<i>PÔLE FRANCE NATATION COURSE - PARIS (INSEP)</i>						
29. DEL'HOMME Laurine	1997	FRA	 CNO ST-GERMAIN-EN-LAYE	00:30.81	+0.63	1142 pts
<i>PÔLE FRANCE NATATION COURSE - PARIS (INSEP)</i>						
30. CARO Emma	2000	FRA	 CANET 66 NATATION	00:31.08	+0.65	1127 pts
<i>PÔLE FRANCE NATATION COURSE - FONT-ROMEU</i>						
31. ALVAREZ PEREZ Evelyn	1993	ESP	 CN TERRASSA	00:31.52		1103 pts
32. CEREZO PROS Maria	1997	ESP	 CN BARCELONA	00:31.86	+0.63	1085 pts
33. REDIN Maider	2000	ESP	BASQUE SWIMMING FEDERATION	00:31.91		1082 pts
34. ARRIETA LOBO Irantzu	1999	ESP	 BASQUE SWIMMING FEDERATION	00:32.58		1046 pts
35. HEMBERGER Carla	2004	FRA	 CANET 66 NATATION	00:33.38		1004 pts
--- LANDRY Eve	2001	CAN	 CN SHERBROOKE	DNS dec		---
--- OLEKSIK Penny 2000 CAN  HIGH PERFORMANCE ONTARIO DNS dec						

50 Dos Messieurs - Finale A (Samedi 17 Juin 2017 - 18h02)

1. STRAVIUS Jérémy	1988	FRA	 AMIENS METROPOLE NAT.	00:25.28	+0.62	1273 pts
<i>PÔLE FRANCE NATATION COURSE - AMIENS</i>						
2. DALE Taylor	1994	USA	 ATHENS BULLDOGS	00:25.29	+0.54	1273 pts
3. LARKIN Mitchell	1993	AUS	 AUSTRALIE	00:25.32	+0.62	1271 pts
4. RYAN Shane	1994	IRL	 IRLANDE	00:25.44	+0.57	1263 pts
5. BEDEL Paul-Gabriel	1994	FRA	 CN MARSEILLE	00:26.16	+0.60	1219 pts
<i>PÔLE FRANCE NATATION COURSE - MARSEILLE</i>						
6. MOHAMMED Xavier	1990	GBR	 SWIM WALES	00:26.21	+0.59	1216 pts
7. LITCHFIELD Joe	1998	GBR	 GRANDE-BRETAGNE	00:26.68	+0.51	1187 pts
8. AVETAND Thomas	1995	FRA	 AMIENS METROPOLE NAT.	00:27.20	+0.60	1156 pts
<i>PÔLE FRANCE NATATION COURSE - AMIENS</i>						


50 Dos Messieurs - Finale B (Samedi 17 Juin 2017 - 16h02)

1. INCERTI Zac	1996	AUS	 AUSTRALIE	00:26.32		1209 pts
----------------	------	-----	---	-----------------	--	----------


2. PUIG GARRICH Albert	1994	ESP	 CN TERRASSA	00:26.33		1209 pts
3. LIE Markus	1995	NOR	 NORVÈGE	00:26.37		1206 pts
4. TERN Jian-Han	1995	MAS	 MALAISIE	00:26.51		1198 pts
5. GRANADOS DOBLAS David	1998	ESP	 FEDERACION CATALANA DE NATACIO	00:26.73		1184 pts
6. WANG Yutian	2001	CHN	 CHINE	00:26.74		1184 pts
7. ELMERINI Merwane	1997	FRA	 CN MARSEILLE	00:26.95		1171 pts
--- SALCZER Ladislav	2000	FRA	 OLYMPIC NICE NATATION	DNS dec		---

PÔLE ESPOIRS NATATION COURSE - NICE

50 Dos Messieurs - Séries (Samedi 17 Juin 2017 - 09h06)




1. RYAN Shane	1994	IRL	 IRLANDE	00:25.32		1271 pts	QFA
2. STRAVIUS Jérémy	1988	FRA	 AMIENS METROPOLE NAT.	00:25.34	+0.68	1270 pts	QFA
			<i>PÔLE FRANCE NATATION COURSE - AMIENS</i>				
3. LARKIN Mitchell	1993	AUS	 AUSTRALIE	00:25.67		1249 pts	QFA
4. DALE Taylor	1994	USA	 ATHENS BULLDOGS	00:25.88		1236 pts	QFA
5. MOHAMMED Xavier	1990	GBR	 SWIM WALES	00:25.95	+0.59	1232 pts	QFA
6. BEDEL Paul-Gabriel	1994	FRA	 CN MARSEILLE	00:26.11	+0.64	1222 pts	QFA
			<i>PÔLE FRANCE NATATION COURSE - MARSEILLE</i>				
7. AVETAND Thomas	1995	FRA	 AMIENS METROPOLE NAT.	00:26.20	+0.54	1217 pts	QFA
			<i>PÔLE FRANCE NATATION COURSE - AMIENS</i>				
8. LITCHFIELD Joe	1998	GBR	 GRANDE-BRETAGNE	00:26.28	+0.55	1212 pts	QFA
9. KAWECKI Radoslaw	1991	POL	 POLOGNE	00:26.47		1200 pts	QFB
10. INCERTI Zac	1996	AUS	 AUSTRALIE	00:26.52	+0.64	1197 pts	QFB
11. TERN Jian-Han	1995	MAS	 MALAISIE	00:26.69	+0.58	1187 pts	QFB
12. LIE Markus	1995	NOR	 NORVÈGE	00:26.74	+0.54	1184 pts	QFB
13. SANTOS Alexis-Manacas	1992	POR	 PORTUGAL	00:26.81	+0.63	1180 pts	QFB
14. PUIG GARRICH Albert	1994	ESP	 CN TERRASSA	00:26.82	+0.59	1179 pts	QFB
15. WANG Yutian	2001	CHN	 CHINE	00:26.94		1172 pts	QFB
16. GRANADOS DOBLAS David	1998	ESP	 FEDERACION CATALANA DE NATACIO	00:27.10	+0.58	1162 pts	QFB
17. HILL Robert	1996	CAN	 CANADA	00:27.17	+0.66	1158 pts	
18. SALCZER Ladislav	2000	FRA	 OLYMPIC NICE NATATION	00:27.26	+0.63	1153 pts	

PÔLE ESPOIRS NATATION COURSE - NICE

19. ELMERINI Merwane	1997	FRA	 CN MARSEILLE	00:27.33		1149 pts
20. XIE Tao	2000	CHN	 CHINE	00:27.34	+0.54	1148 pts
21. BURBAN Corentin	1998	FRA	 PAYS DE GEX NATATION	00:27.39	+0.58	1145 pts
			<i>PÔLE FRANCE NATATION COURSE - FONT-ROMEU</i>			
22. MC EVOY Rory	1998	IRL	 IRLANDE	00:27.53	+0.63	1137 pts
23. TORNQVIST Samuel	1997	SWE	 TABY SIM	00:27.55	+0.66	1135 pts
24. CLARK Joseph	1997	GBR	 SWIM WALES	00:27.70	+0.62	1127 pts
25. ERICSSON Oskar	1997	SWE	 TABY SIM	00:27.73	+0.71	1125 pts
26. DELECLUSE Theo	1997	FRA	 CANET 66 NATATION	00:27.86	+0.61	1117 pts
			<i>PÔLE FRANCE NATATION COURSE - FONT-ROMEU</i>			
27. CHOBOTER Noah	1996	CAN	 REGINA OPTIMIST SWIM CLUB	00:27.90		1115 pts
28. NDOYE BROUARD Yohann	2000	FRA	 DAUPHINS D'ANNECY	00:28.02	+0.67	1108 pts
29. ARANA Sergio	1997	ESP	 BASQUE SWIMMING FEDERATION	00:28.43	+0.69	1084 pts
30. MILLET Arthur	2000	FRA	 CANET 66 NATATION	00:28.49	+0.63	1081 pts
			<i>PÔLE FRANCE NATATION COURSE - FONT-ROMEU</i>			
31. CUBILLAS GIL Izan	2000	ESP	 FEDERACION CATALANA DE NATACIO	00:28.65		1071 pts
32. YAN Weize	2002	CHN	 CHINE	00:28.75	+0.75	1066 pts
33. ARILLA Biel	1997	ESP	 CN BARCELONA	00:28.83		1061 pts
34. NABARRO Brandon	1997	GBR	 PUTTERIDGE SC	00:28.87		1059 pts
--- BILDOSOLA AGIRREGOMEZKORTA Inaki	1983	ESP	 BASQUE SWIMMING FEDERATION	DNS dec		---
--- PALASCHUK Brian	1998	CAN	 REGINA OPTIMIST SWIM CLUB	DNS dec		---
--- JOSIAH Binerna	1997	CAN	 CANADA	DNS dec		---

50 Nage Libre Dames - Finale A (Samedi 17 Juin 2017 - 18h04)

1. SJOSTROM Sarah	1993	SWE	 SODERSTOMS SIMSALLSKAP	00:23.85		1395 pts	RMN
2. KROMOWIDJOJO Ranomi	1990	NED	 PAYS-BAS	00:24.35		1356 pts	
3. BLUME Pernille	1994	DEN	 DANEMARK	00:24.47		1347 pts	
4. SANTAMANS Anna	1993	FRA	 CN MARSEILLE	00:24.74		1326 pts	
			<i>PÔLE FRANCE NATATION COURSE - MARSEILLE</i>				
5. CAMPBELL Bronte	1994	AUS	 AUSTRALIE	00:24.77		1324 pts	

6. MAINVILLE Sandrine	1992	CAN		HIGH PERFORMANCE ONTARIO	00:24.97		1308 pts
7. VAN VLIET Tamara	1994	NED		PAYS-BAS	00:24.98		1308 pts
8. HEEMSKERK Femke	1987	NED		PAYS-BAS	00:25.32		1282 pts

50 Nage Libre Dames - Finale B (Samedi 17 Juin 2017 - 16h03)

1. CAMPBELL Cate	1992	AUS		AUSTRALIE	00:24.88		1315 pts
2. VAN LANDEGHEM Chantal	1994	CAN		HIGH PERFORMANCE ONTARIO	00:25.05		1302 pts
3. IKEE Rikako	2000	JPN		JAPON	00:25.39		1276 pts
4. TORO Michelle	1992	CAN		HIGH PERFORMANCE ONTARIO	00:25.52		1267 pts
5. MARTIN Anouchka	1993	FRA		CN MARSEILLE	00:25.71		1252 pts
<i>PÔLE FRANCE NATATION COURSE - MARSEILLE</i>							
6. MASSON Rachel	1995	GBR		EDINBURGH UNIVERSITY	00:25.82		1244 pts
7. ELMSLIE Brittany	1994	AUS		AUSTRALIE	00:25.98		1232 pts
8. BAZAROVA Elizaveta	1995	RUS		TATARSTAN SWIMMING FEDERATION	00:26.04		1228 pts

50 Nage Libre Dames - Séries (Samedi 17 Juin 2017 - 09h12)






1. SJOSTROM Sarah	1993	SWE		SODERSTOMS SIMSALLSKAP	00:24.58	+0.68	1338 pts	QFA
2. VAN VLIET Tamara	1994	NED		PAYS-BAS	00:24.64	+0.63	1334 pts	QFA
3. BLUME Pernille	1994	DEN		DANEMARK	00:24.68	+0.39	1331 pts	QFA
4. KROMOWIDJOJO Ranomi	1990	NED		PAYS-BAS	00:24.86	+0.68	1317 pts	QFA
5. CAMPBELL Bronte	1994	AUS		AUSTRALIE	00:25.06	+0.49	1301 pts	QFA
6. MAINVILLE Sandrine	1992	CAN		HIGH PERFORMANCE ONTARIO	00:25.16	+0.64	1294 pts	QFA
7. SANTAMANS Anna	1993	FRA		CN MARSEILLE	00:25.22	+0.60	1289 pts	QFA
<i>PÔLE FRANCE NATATION COURSE - MARSEILLE</i>								
7. HEEMSKERK Femke	1987	NED		PAYS-BAS	00:25.22	+0.73	1289 pts	QFA
9. CAMPBELL Cate	1992	AUS		AUSTRALIE	00:25.23	+0.82	1289 pts	QFB
10. MCKEON Emma	1994	AUS		AUSTRALIE	00:25.26	+0.76	1286 pts	QFB
11. IKEE Rikako	2000	JPN		JAPON	00:25.38		1277 pts	QFB
12. VAN LANDEGHEM Chantal	1994	CAN		HIGH PERFORMANCE ONTARIO	00:25.46		1271 pts	QFB
13. TORO Michelle	1992	CAN		HIGH PERFORMANCE ONTARIO	00:25.50	+0.73	1268 pts	QFB
14. COLEMAN Michelle	1993	SWE		SK NEPTUN	00:25.52	+0.65	1267 pts	QFB
15. ELMSLIE Brittany	1994	AUS		AUSTRALIE	00:25.58	+0.70	1262 pts	QFB

16. GROVES Madeline	1995	AUS	 AUSTRALIE	00:25.65	+0.52	1257 pts	QFB
17. MARTIN Anouchka	1993	FRA	 CN MARSEILLE	00:25.97	+0.58	1233 pts	
			<i>PÔLE FRANCE NATATION COURSE - MARSEILLE</i>				
17. URBANCZYK Aleksandra	1987	POL	 POLOGNE	00:25.97	+0.66	1233 pts	
17. BAZAROVA Elizaveta	1995	RUS	 TATARSTAN SWIMMING FEDERATION	00:25.97	+0.73	1233 pts	
20. MASSON Rachel	1995	GBR	 EDINBURGH UNIVERSITY	00:26.02	+0.70	1229 pts	
21. GONZALEZ Marta	1995	ESP	 CN SANT ANDREU	00:26.04	+0.63	1228 pts	
22. NURMINEN Tessa	1994	FIN	 FINLANDE	00:26.11	+0.60	1223 pts	
23. MUNOZ DEL CAMPO Lidon	1995	ESP	 CN SANT ANDREU	00:26.12	+0.52	1222 pts	
23. BRO Sarah	1996	DEN	 DANEMARK	00:26.12	+0.43	1222 pts	
25. SZTANDERA Dominika	1997	POL	 POLOGNE	00:26.19	+0.48	1217 pts	
26. HENIQUE Mélanie	1992	FRA	 CN MARSEILLE	00:26.20	+0.60	1216 pts	
			<i>PÔLE FRANCE NATATION COURSE - MARSEILLE</i>				
27. NEUMANN Robin	1997	NED	 PAYS-BAS	00:26.21	+0.67	1215 pts	
27. TOURETSKI Sasha	1994	SUI	 USTER SWIM CLUB	00:26.21	+0.48	1215 pts	
29. NGAWATI Kotuku	1994	AUS	 AUSTRALIE	00:26.22	+0.58	1215 pts	
30. WILSON Madison	1994	AUS	 AUSTRALIE	00:26.24	+0.71	1213 pts	
31. NASRETDINOVA Rozaliya	1997	RUS	 RUSSIE	00:26.28		1210 pts	
32. UGOLKOVA Maria	1989	SUI	 SUISSE	00:26.30	+0.71	1209 pts	
32. HOPE Lucy	1997	GBR	 EDINBURGH UNIVERSITY	00:26.30	+0.67	1209 pts	
34. BRO Signe	1999	DEN	 DANEMARK	00:26.44	+0.76	1198 pts	
35. THROSSELL Brianna	1996	AUS	 AUSTRALIE	00:26.56	+0.66	1190 pts	
36. GREENSLADE Kathryn	1998	GBR	 SWIM WALES	00:26.57	+0.68	1189 pts	
37. STARK Katherine	1998	GBR	 EDINBURGH UNIVERSITY	00:26.62	+0.55	1185 pts	
38. LOEVBERG Marte	1999	NOR	 NORVÈGE	00:26.66		1182 pts	
39. MAKINO Hiroko	1999	JPN	 JAPON	00:26.69	+0.59	1180 pts	
39. WOODS Elyse	1998	AUS	 AUSTRALIE	00:26.69	+0.55	1180 pts	
41. TUTTON Chloe	1996	GBR	 SWIM WALES	00:26.79	+0.68	1173 pts	
42. GIRARDET Noemi	1994	SUI	 SUISSE	00:26.85	+0.72	1169 pts	
43. BARRATT Holly	1988	AUS	 AUSTRALIE	00:26.93	+0.68	1163 pts	
44. HACHE Cloé	1997	FRA	 CN MARSEILLE	00:26.97	+0.64	1160 pts	

*PÔLE FRANCE NATATION COURSE -
MARSEILLE*

45.	GRANDT Maria	1998	DEN	 DANEMARK	00:27.16	+0.64	1146 pts
46.	HOWARDBSEN Maj	1997	DEN	 DANEMARK	00:27.19	+0.64	1144 pts
46.	BRISFER Clara	1997	FRA	 NAUTIC CLUB ALP'38	00:27.19	+0.74	1144 pts
48.	KAVANAGH Kate	1998	IRL	 UNIVERSITY COLLEGE DUBLIN	00:27.29	+0.78	1137 pts
49.	SICART MATEO Laia	1998	ESP	 CN SANT ANDREU	00:27.31	+0.65	1136 pts
50.	CAULFIED Samantha	1997	GBR	 EDINBURGH UNIVERSITY	00:27.38		1131 pts
51.	IBARRONDO Ane	1997	ESP	 BASQUE SWIMMING FEDERATION	00:27.42	+0.71	1128 pts
51.	GUSTAFSDOTTIR Eyglo Osk	1995	ISL	 ISLANDE	00:27.42	+0.74	1128 pts
53.	HANSEN Jessica	1995	AUS	 AUSTRALIE	00:27.45	+0.52	1126 pts
54.	JONES Harriet	1997	GBR	 SWIM WALES	00:27.48	+0.71	1124 pts
55.	VAQUETTE Mathilde	1999	FRA	 CANET 66 NATATION	00:27.49	+0.55	1123 pts
56.	SGARAMELLA Clara	2001	FRA	 DAUPHINS D'ANNECY	00:27.50	+0.39	1122 pts
57.	DAVIES Mari	1998	GBR	 SWIM WALES	00:27.54	+0.67	1119 pts
58.	HANSEN Marina-Heller	1994	DEN	 DANEMARK	00:27.55		1119 pts
59.	HASEGAWA Suzuka	2000	JPN	 JAPON	00:27.66		1111 pts
60.	GARRIDO URBINA Andrea	1994	ESP	 CN BARCELONA	00:27.71		1107 pts
61.	COLLINS Olivia kate	2003	AUS	 SOMERSET SWIMCLUB	00:27.81	+0.40	1100 pts
61.	CARO Emma	2000	FRA	 CANET 66 NATATION	00:27.81	+0.69	1100 pts

*PÔLE FRANCE NATATION COURSE - FONT-
ROMEU*

63.	OLIVIER Monique	1998	LUX	EDINBURGH UNIVERSITY	00:27.92	+0.69	1093 pts
64.	BOHER Mathilde	2003	FRA	 CANET 66 NATATION	00:28.09	+0.73	1081 pts
65.	LANDRY Eve	2001	CAN	 CN SHERBROOKE	00:28.50	+0.55	1052 pts
66.	WISHAAPT Camille	1998	FRA	 MONTPELLIER METROPOLE NATATION	00:29.25	+0.66	1002 pts
---	OLEKSIK Penny	2000	CAN	 HIGH PERFORMANCE ONTARIO	DNS dec		---
---	JACK Shayna	1998	AUS	 AUSTRALIE	DNS dec		---

---	SMITH Rebecca	2000	CAN	 HIGH PERFORMANCE ONTARIO	DNS dec		---
-----	---------------	------	-----	--	--------------------	--	-----

50 Nage Libre Messieurs - Finale A (Samedi 17 Juin 2017 - 18h06)

1.	FRATUS Bruno	1989	BRA	 BRÉSIL	00:21.92		1325 pts
----	--------------	------	-----	--	-----------------	--	----------

2. MCEVOY Cameron	1994	AUS	 AUSTRALIE	00:22.17	1306 pts
3. GOVOROV Andrii	1992	UKR	 UKRAINE	00:22.18	1306 pts
4. MAGNUSSEN James	1991	AUS	 AUSTRALIE	00:22.21	1303 pts
5. SAHNOUNE Oussama	1992	ALG	 CN MARSEILLE	00:22.36	1292 pts
6. SHIOURA Shinri	1991	JPN	 JAPON	00:22.50	1282 pts
7. DE BOER Thom	1991	NED	 PAYS-BAS	00:22.61	1274 pts
8. LOBANOVSZKIJ Maxim	1996	HUN	 HONGRIE	00:22.70	1267 pts

50 Nage Libre Messieurs - Finale B (Samedi 17 Juin 2017 - 16h05)

1. WYPYCH Filip	1991	POL	 POLOGNE	00:22.60	1274 pts
2. CUMBERLIDGE David	1996	GBR	 EDINBURGH UNIVERSITY	00:22.66	1270 pts
3. CZERNIAK Konrad	1989	POL	 POLOGNE	00:22.85	1256 pts
4. TAKACS Krisztian	1985	HUN	 HONGRIE	00:23.16	1233 pts
5. STOCKWELL William	1995	AUS	 AUSTRALIE	00:23.20	1230 pts
6. THORPE Jack	1994	GBR	 EDINBURGH UNIVERSITY	00:23.23	1228 pts
7. BAARS Jeroen	1992	NED	 MNC DORDRECHT	00:23.32	1222 pts
--- DOTTO Luca	1990	ITA	 ITALIE	DNS dec	---

50 Nage Libre Messieurs - Bfa (Samedi 17 Juin 2017 - 09h35)

1. LOBANOVSZKIJ Maxim	1996	HUN	 HONGRIE	00:22.31	+0.62	1296 pts	QFA
1. LOBANOVSZKIJ Maxim	1996	HUN	 HONGRIE	00:22.31	+0.62	1296 pts	QFA
1. LOBANOVSZKIJ Maxim	1996	HUN	 HONGRIE	00:22.31	+0.62	1296 pts	QFA
1. LOBANOVSZKIJ Maxim	1996	HUN	 HONGRIE	00:22.31	+0.62	1296 pts	QFA
3. WYPYCH Filip	1991	POL	 POLOGNE	00:22.53	+0.50	1280 pts	QFB
3. WYPYCH Filip	1991	POL	 POLOGNE	00:22.53	+0.50	1280 pts	QFB
3. WYPYCH Filip	1991	POL	 POLOGNE	00:22.53	+0.50	1280 pts	QFB
3. WYPYCH Filip	1991	POL	 POLOGNE	00:22.53	+0.50	1280 pts	QFB

50 Nage Libre Messieurs - Séries (Samedi 17 Juin 2017 - 09h23)

1. FRATUS Bruno	1989	BRA	 BRÉSIL	00:22.28	+0.68	1298 pts	QFA
2. MCEVOY Cameron	1994	AUS	 AUSTRALIE	00:22.29	+0.58	1297 pts	QFA
3. GOVOROV Andrii	1992	UKR	 UKRAINE	00:22.35	+0.62	1293 pts	QFA
4. SAHNOUNE Oussama	1992	ALG	 CN MARSEILLE	00:22.37	+0.64	1291 pts	QFA
5. SHIOURA Shinri	1991	JPN	 JAPON	00:22.48	+0.71	1283 pts	QFA
6. MAGNUSSEN James	1991	AUS	 AUSTRALIE	00:22.53	+0.59	1280 pts	QFA
7. DE BOER Thom	1991	NED	 PAYS-BAS	00:22.57	+0.67	1277 pts	QFA
9. WYPYCH Filip	1991	POL	 POLOGNE	00:22.66	+0.59	1270 pts	Bfa
8. LOBANOVSZKIJ Maxim	1996	HUN	 HONGRIE	00:22.66	+0.62	1270 pts	Bfa
10. GARCIA HERNANDEZ Hanser	1988	CUB	 CUBA	00:22.67	+0.62	1269 pts	QFB
11. DOTTO Luca	1990	ITA	 ITALIE	00:22.69	+0.63	1268 pts	QFB
12. CZERNIAK Konrad	1989	POL	 POLOGNE	00:22.80	+0.65	1260 pts	QFB
13. CUMBERLIDGE David	1996	GBR	 EDINBURGH UNIVERSITY	00:22.86	+0.70	1255 pts	QFB
14. STOCKWELL William	1995	AUS	 AUSTRALIE	00:22.90	+0.67	1252 pts	QFB
15. TAKACS Krisztian	1985	HUN	 HONGRIE	00:22.99	+0.69	1246 pts	QFB
16. BAARS Jeroen	1992	NED	 MNC DORDRECHT	00:23.14	+0.73	1235 pts	Bfb
16. THORPE Jack	1994	GBR	 EDINBURGH UNIVERSITY	00:23.14	+0.64	1235 pts	Bfb

18.	NASCIMENTO Miguel-Duarte	1995	POR	 PORTUGAL	00:23.30	+0.51	1223 pts
18.	VENDRAME Ivano	1997	ITA	 ITALIE	00:23.30	+0.65	1223 pts
20.	NEGRI Benno	1998	AUS	 AUSTRALIE	00:23.37	+0.66	1218 pts
21.	BERNARD-LALONDE Antoine	1996	CAN	 CAMO	00:23.38	+0.58	1217 pts
22.	LIE Anders	1991	DEN	 DANEMARK	00:23.41	+0.66	1215 pts
23.	SMITH Daniel	1992	AUS	 AUSTRALIE	00:23.42	+0.70	1214 pts
24.	VERHOEVEN Thomas	1997	NED	 MNC DORDRECHT	00:23.44	+0.67	1213 pts
25.	AYOUBI Mehdi	1998	CAN	 CAMO	00:23.45	+0.57	1212 pts
26.	ELIASSON Isak	1996	SWE	 HELSINGBORGS SIMSALLSKAP	00:23.46	+0.72	1211 pts
27.	GRAHAM Alexander	1995	AUS	 AUSTRALIE	00:23.47	+0.72	1211 pts
28.	GOVINDIN Yonel	1993	FRA	 CN MARSEILLE	00:23.51		1208 pts
<i>PÔLE FRANCE NATATION COURSE - MARSEILLE</i>							
29.	LIM Keith	1997	MAS	 MALAISIE	00:23.57	+0.50	1204 pts
30.	MCGUCKIN Kieran	1992	GBR	 EDINBURGH UNIVERSITY	00:23.60	+0.61	1201 pts
31.	PEDERSEN Frederik Siem	1991	DEN	 FARUM	00:23.61	+0.65	1201 pts
32.	THOMPSON David	1993	IRL	 BANGOR SC	00:23.63	+0.66	1199 pts
33.	THORMEYER Markus	1997	CAN	 CANADA	00:23.68	+0.61	1196 pts
34.	GERRARD Jack	1994	AUS	 AUSTRALIE	00:23.77	+0.68	1189 pts
35.	POYTAKIVI Riku	1993	FIN	 FINLANDE	00:23.78	+0.68	1188 pts
36.	LOMMERS Tom	1990	NED	 DE DOLFIJN AMSTERDAM	00:23.81	+0.54	1186 pts
37.	INCERTI Zac	1996	AUS	 AUSTRALIE	00:23.86		1183 pts
38.	CHRISTENSEN Kevin witt	1995	DEN	 FARUM	00:23.88	+0.75	1181 pts
39.	COULTER Curtis	1994	IRL	 IRLANDE	00:23.92	+0.70	1178 pts
40.	ELMERINI Merwane	1997	FRA	 CN MARSEILLE	00:24.03	+0.64	1171 pts
40.	BERRY Théo	1997	FRA	 ANGERS NATATION	00:24.03	+0.67	1171 pts
<i>PÔLE FRANCE NATATION COURSE - PARIS (INSEP)</i>							
42.	AGUILAR URTXEGI Oskitz	1995	ESP	 BASQUE SWIMMING FEDERATION	00:24.10	+0.74	1166 pts
42.	CHAN Jie	1995	MAS	 MALAISIE	00:24.10	+0.64	1166 pts
44.	BILDOSOLA AGIRREGOMEZKORTA Mikel	1983	ESP	 BASQUE SWIMMING FEDERATION	00:24.11	+0.67	1165 pts
44.	OVESEN Sebastian	1994	DEN	 DANEMARK	00:24.11	+0.66	1165 pts
46.	MORGAN David	1994	AUS	 AUSTRALIE	00:24.12	+0.59	1164 pts
47.	FORNDAL Daniel	1997	SWE	 JONKOPINGS SIMSALLSKAP	00:24.15	+0.64	1162 pts
48.	DELICES Jean-Marc	2000	FRA	 CANET 66 NATATION	00:24.23	+0.72	1156 pts
<i>PÔLE FRANCE NATATION COURSE - FONT-ROMEU</i>							
49.	PRENDERGAST David	1994	IRL	 UNIVERSITY COLLEGE DUBLIN	00:24.25	+0.55	1155 pts
50.	RODRIGUEZ Lautaro	1996	ESP	 CN TERRASSA	00:24.28	+0.69	1153 pts
51.	GUERRERO RAMOS Atlas	1995	ESP	 CN SANT ANDREU	00:24.32	+0.66	1150 pts
51.	MUNN Connor	1993	IRL	 ARDS SC	00:24.32	+0.63	1150 pts
53.	PEDRO-LEAL Dorian	1996	FRA	 MEGAQUARIUS CLUB GUYANE	00:24.36	+0.66	1147 pts
<i>PÔLE FRANCE NATATION COURSE - FONT-ROMEU</i>							
54.	DELANGE Patrick	1994	CAN	 CN SHERBROOKE	00:24.38	+0.51	1146 pts








55. BAARS Mark	1985	NED		MNC DORDRECHT	00:24.40	+0.70	1145 pts
55. SVENDSEN Marcus-Kroeyer	1997	DEN		DANEMARK	00:24.40	+0.63	1145 pts
57. HUGHES Deio	1999	GBR		SWIM WALES	00:24.42	+0.65	1143 pts
58. JUIZ LARRANAGA David	1994	ESP		BASQUE SWIMMING FEDERATION	00:24.47		1140 pts
59. KERROD Lewis	2000	GBR		GRANDE-BRETAGNE	00:24.50	+0.63	1138 pts
60. POWELL Robert	2000	IRL		IRLANDE	00:24.55	+0.56	1134 pts
61. TERN Jian-Han	1995	MAS		MALAISIE	00:24.58	+0.61	1132 pts
62. MOZZINI-VELLEN Andrea	1998	SUI		SUISSE	00:24.64	+0.70	1128 pts
63. PULAI Bence	1991	HUN		HONGRIE	00:24.68	+0.62	1125 pts
64. MELENNEC Alex	1996	IRL		UNIVERSITY COLLEGE DUBLIN	00:24.71	+0.68	1123 pts
65. VLAOVIC Milan	2000	FRA		CANET 66 NATATION	00:24.74	+0.72	1121 pts
				<i>PÔLE FRANCE NATATION COURSE - FONT-ROMEU</i>			
66. BILDOSOLA AGIRREGOMEZKORTA Inaki	1983	ESP		BASQUE SWIMMING FEDERATION	00:24.84	+0.68	1114 pts
67. IBORRA JIMENEZ David	1989	ESP		BASQUE SWIMMING FEDERATION	00:24.90	+0.73	1110 pts
68. PERREAULT Alexandre	1998	CAN		CANADA	00:24.92	+0.63	1108 pts
69. SIEDLER Christian	1991	SUI		SUISSE	00:25.00	+0.66	1103 pts
70. NABARRO Brandon	1997	GBR		PUTTERIDGE SC	00:25.02	+0.74	1101 pts
70. PINON Julien	1998	USA		CANET 66 NATATION	00:25.02	+0.62	1101 pts
72. BATSON Jordan	1996	GBR		PUTTERIDGE SC	00:25.24	+0.64	1086 pts
73. CAMBLONG Tommy-Lee	2001	FRA		CANET 66 NATATION	00:26.17	+0.55	

800 Nage Libre Dames - Séries (Samedi 17 Juin 2017 - 18h17)



1. KESELY Ajna	2001	HUN		HONGRIE	08:31.50	+0.64	1316 pts
2. VAN ROUWENDAAL Sharon	1993	NED		MONTPELLIER METROPOLE NATATION	08:33.56	+0.75	1308 pts
3. DURAES Diana-Margarida	1996	POR		PORTUGAL	08:40.86	+0.72	1278 pts
4. SHERIDAN Mikkayla	1995	AUS		AUSTRALIE	08:41.97	+0.73	1273 pts
5. PIECHOTA Paulina	1999	POL		POLOGNE	08:49.68	+0.83	1242 pts
6. GRIFFITHS Isobel	1999	GBR		GRANDE-BRETAGNE	08:50.54	+0.72	1239 pts
7. NEALE Leah	1995	AUS		AUSTRALIE	08:51.01		1237 pts
8. BAO Lin	2000	CHN		CHINE	08:54.73	+0.79	1222 pts
9. PICAULT Solweig	2000	FRA		CANET 66 NATATION	09:07.64	+0.69	1171 pts
				<i>PÔLE FRANCE NATATION COURSE - FONT-ROMEU</i>			
10. BEREZC Bianka	2002	HUN		HONGRIE	09:15.22	+0.64	1142 pts
11. BARTOLINI Mathilde	2003	FRA		CANET 66 NATATION	09:25.97	+0.73	1101 pts
12. CRAMBES Annelise	2003	FRA		CANET 66 NATATION	09:43.17	+0.87	1037 pts













400 Nage Libre Messieurs - Finale A (Samedi 17 Juin 2017 - 18h28)

1. KRASNYKH Aleksandr	1995	RUS		RUSSIE	03:46.93	+0.70	1319 pts	RM
-----------------------	------	-----	---	--------	-----------------	-------	-------------	----

2. ZABOROWSKI Filip	1994	POL	 POLOGNE	03:47.28	+0.68	1315 pts
3. CHRISTIANSEN Henrik	1996	NOR	 NORVÈGE	03:48.47	+0.74	1305 pts
4. WOJDAK Wojciech	1996	POL	 POLOGNE	03:48.99	+0.76	1300 pts
5. DERBYSHIRE Tom	1998	GBR	 GRANDE-BRETAGNE	03:54.36	+0.68	1253 pts
6. MCKEON David	1992	AUS	 AUSTRALIE	03:56.05	+0.72	1238 pts
7. SIM Wee Sheng Welson	1997	MAS	 MALAISIE	03:56.11	+0.65	1237 pts
8. BRZOSKOWSKI Maarten	1995	NED	 PAYS-BAS	03:59.20	+0.71	1210 pts

400 Nage Libre Messieurs - Séries (Samedi 17 Juin 2017 - 09h36)

1. CHRISTIANSEN Henrik	1996	NOR	 NORVÈGE	03:52.69	+0.59	1267 pts	QFA
2. WOJDAK Wojciech	1996	POL	 POLOGNE	03:53.58	+0.75	1259 pts	QFA
3. KRASNYKH Aleksandr	1995	RUS	 RUSSIE	03:53.96	+0.62	1256 pts	QFA
4. MCKEON David	1992	AUS	 AUSTRALIE	03:54.46	+0.76	1252 pts	QFA
5. BRZOSKOWSKI Maarten	1995	NED	 PAYS-BAS	03:54.71		1249 pts	QFA
6. ZABOROWSKI Filip	1994	POL	 POLOGNE	03:54.88	+0.68	1248 pts	QFA
7. DERBYSHIRE Tom	1998	GBR	 GRANDE-BRETAGNE	03:56.95	+0.73	1230 pts	QFA
8. SIM Wee Sheng Welson	1997	MAS	 MALAISIE	03:57.32	+0.64	1227 pts	QFA
9. COULTER Harrison	1999	GBR	 STOCKPORT METRO SWIM CLUB	03:58.07	+0.74	1220 pts	
10. MAJCHRZAK Kacper	1992	POL	 POLOGNE	03:58.11	+0.71	1220 pts	
11. HE Junyi	1997	CHN	 CHINE	03:59.42	+0.74	1209 pts	
12. MORTENSEN Oli	1996	DEN	 HOVEDSTADEN SWIM CLUB	03:59.59	+0.52	1207 pts	
13. ESCRITS Albert	1998	ESP	 CN SANT ANDREU	04:00.68	+0.74	1198 pts	
14. LIESS Thomas	1995	SUI	 SUISSE	04:00.77		1197 pts	
15. PAULSSON Adam	1995	SWE	 SIMKLUBBEN ELFSBORG	04:01.32	+0.82	1192 pts	
16. WANG Yifan	2000	CHN	 CHINE	04:02.19	+0.82	1185 pts	
17. MURPHY Max	2000	GBR	 GRANDE-BRETAGNE	04:02.99	+0.69	1178 pts	
18. SCARLAT BOGDAN Andrei	1997	ROU	 ROUMANIE	04:03.93	+0.67	1170 pts	
19. ROVIRA GUILLEN Arnau	1995	ESP	 FEDERACION CATALANA DE NATACIO	04:04.16	+0.57	1168 pts	
20. MATHLOUTHI Ahmed	1989	TUN	 AAS SARCELLES NATATION 95	04:04.91	+0.68	1162 pts	
21. AUNE Romain	2000	FRA	 AAS SARCELLES NATATION 95	04:05.29	+0.47	1159 pts	
22. CHAOUACHI Mohamed- Ali	1995	TUN	 SO MILLAU N	04:05.51	+0.78	1157 pts	

23.	D'ORIANO Nicolas	1997	FRA	 CN MARSEILLE	04:06.15	+0.59	1151 pts
<i>PÔLE FRANCE NATATION COURSE - MARSEILLE</i>							
24.	GIDSKEHAUG Erik-Arsland	1997	NOR	 NORVÈGE	04:06.17	+0.70	1151 pts
25.	WIFFEN Daniel	2001	IRL	 LISBURN CITY SWIM CLUB	04:09.16	+0.68	1126 pts
26.	CHISHOLM Kyle	1997	GBR	 GRANDE-BRETAGNE	04:09.21	+0.63	1126 pts
27.	BRENON Kyllian	2000	FRA	 CANET 66 NATATION	04:12.51	+0.66	1098 pts
<i>PÔLE FRANCE NATATION COURSE - FONT-ROMEU</i>							
28.	BARASCUD Paul	1996	FRA	 CN MARSEILLE	04:14.38	+0.75	1083 pts
<i>PÔLE FRANCE NATATION COURSE - MARSEILLE</i>							
29.	SOMMELING Bart	1998	NED	 DE DOLFIJN AMSTERDAM	04:17.14	+0.63	1061 pts
30.	DEFER Kwinlane	2001	FRA	 CANET 66 NATATION	04:32.91	+0.63	937 pts
---	POTHAIN Jordan	1994	FRA	 NAUTIC CLUB ALP'38	DSQ Da		---
---	PALASCHUK Brian	1998	CAN	 REGINA OPTIMIST SWIM CLUB	DNS dec		---
---	MOZZINI-VELLEN Andrea	1998	SUI	 SUISSE	DNS dec		---
---	STANLEY Matthew	1992	NZL	 NOUVELLE-ZÉLANDE	DNS dec		---

200 Dos Dames - Finale A (Samedi 17 Juin 2017 - 18h41)

1.	SEEBOHM Emily	1992	AUS	 AUSTRALIE	02:06.66	+0.76	1338 pts	RMN
2.	USTINOVA Daria-K	1998	RUS	 RUSSIE	02:08.76	+0.67	1307 pts	
3.	RUCK Taylor	2000	CAN	HIGH PERFORMANCE ONTARIO	02:09.54	+0.72	1295 pts	
4.	HOSSZU Katinka	1989	HUN	 IRON AQUATICS	02:10.17	+0.62	1286 pts	
5.	SIMMONDS Elizabeth	1991	GBR	 EDINBURGH UNIVERSITY	02:10.71	+0.67	1279 pts	
6.	NAZIEBLO Klaudia	1993	POL	 POLOGNE	02:12.74	+0.63	1249 pts	
7.	WHITTAKER Sian	1997	AUS	 AUSTRALIE	02:13.73	+0.66	1235 pts	
8.	MAHIEU Pauline	1999	FRA	 US ST-ANDRÉ	02:18.84	+0.61	1164 pts	
<i>PÔLE FRANCE NATATION COURSE - FONT-ROMEU</i>								

200 Dos Dames - Finale B (Samedi 17 Juin 2017 - 16h18)

1.	ZAMORANO SANZ Africa	1998	ESP	 FEDERACION CATALANA DE NATACIO	02:13.59	+0.57	1237 pts	
2.	MAINE Anna	2000	GBR	 GRANDE-BRETAGNE	02:16.16	+0.58	1201 pts	
3.	CINI Mathilde	1994	FRA	 VALENCE TRIATHLON	02:16.24	+0.70	1200 pts	
<i>PÔLE FRANCE NATATION COURSE - MARSEILLE</i>								
4.	PLATTS Daisy	2000	GBR	 GRANDE-BRETAGNE	02:19.38	+0.64	1157 pts	
5.	COUSSON Clothilde	1998	FRA	 STADE FRANÇAIS O COURBEVOIE	02:21.16	+0.56	1132 pts	
<i>PÔLE FRANCE NATATION COURSE - PARIS (INSEP)</i>								
6.	WILSON Sophia	2001	GBR	 GRANDE-BRETAGNE	02:21.30	+0.70	1130 pts	

7. PRADELL Mireia	1995	ESP	 CN BARCELONA	02:23.06	+0.58	1107 pts
8. DEVILLARD Alessandra	2000	FRA	 CANET 66 NATATION	02:28.26	+0.68	1038 pts

PÔLE FRANCE NATATION COURSE - FONT-ROMEU




200 Dos Dames - Séries (Samedi 17 Juin 2017 - 10h00)

1. USTINOVA Daria-K	1998	RUS	 RUSSIE	02:11.13	+0.71	1272 pts QFA
2. HOSSZU Katinka	1989	HUN	 IRON AQUATICS	02:11.78	+0.64	1263 pts QFA
3. SIMMONDS Elizabeth	1991	GBR	 EDINBURGH UNIVERSITY	02:12.44	+0.68	1254 pts QFA
4. SEEBOHM Emily	1992	AUS	 AUSTRALIE	02:13.06	+0.73	1245 pts QFA
5. RUCK Taylor	2000	CAN	HIGH PERFORMANCE ONTARIO	02:13.12	+0.74	1244 pts QFA
6. NAZIEBLO Klaudia	1993	POL	 POLOGNE	02:13.87	+0.62	1233 pts QFA
7. MAHIEU Pauline	1999	FRA	 US ST-ANDRÉ	02:16.39	+0.62	1198 pts QFA

PÔLE FRANCE NATATION COURSE - FONT-ROMEU

8. WHITTAKER Sian	1997	AUS	 AUSTRALIE	02:16.71	+0.67	1193 pts QFA
9. ZAMORANO SANZ Africa	1998	ESP	 FEDERACION CATALANA DE NATACIO	02:16.81	+0.60	1192 pts QFB
10. MAINE Anna	2000	GBR	 GRANDE-BRETAGNE	02:17.41	+0.60	1184 pts QFB
11. CINI Mathilde	1994	FRA	 VALENCE TRIATHLON	02:19.24	+0.62	1158 pts QFB

PÔLE FRANCE NATATION COURSE - MARSEILLE

12. PLATTS Daisy	2000	GBR	 GRANDE-BRETAGNE	02:20.41	+0.66	1142 pts QFB
13. WILSON Sophia	2001	GBR	 GRANDE-BRETAGNE	02:21.45	+0.70	1128 pts QFB
14. COUSSON Clothilde	1998	FRA	 STADE FRANÇAIS O COURBEVOIE	02:22.60	+0.59	1113 pts QFB

PÔLE FRANCE NATATION COURSE - PARIS (INSEP)

15. PRADELL Mireia	1995	ESP	 CN BARCELONA	02:23.32	+0.58	1103 pts QFB
16. DEVILLARD Alessandra	2000	FRA	 CANET 66 NATATION	02:25.89	+0.73	1069 pts QFB




PÔLE FRANCE NATATION COURSE - FONT-ROMEU

17. HEMBERGER Carla	2004	FRA	 CANET 66 NATATION	02:40.32	+0.68	
---------------------	------	-----	---	-----------------	-------	--

200 Dos Messieurs - Finale A (Samedi 17 Juin 2017 - 18h45)

1. KAWECKI Radoslaw	1991	POL	 POLOGNE	01:57.47	+0.63	1276 pts
2. TELEGDY Adam	1995	HUN	 HONGRIE	01:58.25	+0.66	1264 pts
3. LARKIN Mitchell	1993	AUS	 AUSTRALIE	01:58.93	+0.65	1254 pts
4. WOODWARD Bradley	1998	AUS	 AUSTRALIE	02:01.85	+0.77	1211 pts
5. BEDEL Paul-Gabriel	1994	FRA	 CN MARSEILLE	02:02.07	+0.70	1208 pts

PÔLE FRANCE NATATION COURSE - MARSEILLE

6. FERGUSON Conor	1999	IRL	 IRLANDE	02:02.31	+0.56	1205 pts
7. HILL Robert	1996	CAN	 CANADA	02:02.52	+0.64	1202 pts
8. MOHAMMED Xavier	1990	GBR	 SWIM WALES	02:02.54	+0.59	1201 pts

200 Dos Messieurs - Finale B (Samedi 17 Juin 2017 - 16h22)

1. WANG Yutian	2001	CHN	 CHINE	02:02.67	+0.55	1199 pts
----------------	------	-----	---	-----------------	-------	----------

2.	GIRALT PIDEMONT Jan	1996	ESP	FEDERACION CATALANA DE NATACIO	02:03.96	+0.79	1181 pts
3.	SKIERKA Jakub	1998	POL	POLOGNE	02:04.48	+0.69	1173 pts
4.	VARGAS Felipe	1995	ARG	CANET 66 NATATION	02:04.58	+0.62	1172 pts
5.	NDOYE BROUARD Yohann	2000	FRA	DAUPHINS D'ANNECY	02:07.23	+0.65	1134 pts
6.	GRANADOS DOBLAS David	1998	ESP	FEDERACION CATALANA DE NATACIO	02:07.36	+0.60	1132 pts
7.	BREFUEL Simon	1997	FRA	CANET 66 NATATION	02:07.99	+0.72	1123 pts
				<i>PÔLE FRANCE NATATION COURSE - FONT-ROMEU</i>			
8.	YAN Weize	2002	CHN	CHINE	02:10.84	+0.65	1084 pts



200 Dos Messieurs - Bfb (Samedi 17 Juin 2017 - 10h21)

1.	YAN Weize	2002	CHN	CHINE	02:08.73	+0.63	1113 pts QFB
2.	VARGAS Valentin	1993	ARG	CANET 66 NATATION	02:09.91	+0.61	1097 pts

200 Dos Messieurs - Séries (Samedi 17 Juin 2017 - 10h10)

1.	WOODWARD Bradley	1998	AUS	AUSTRALIE	02:01.48	+0.77	1217 pts QFA
2.	TELEGDY Adam	1995	HUN	HONGRIE	02:01.55		1216 pts QFA
3.	MOHAMMED Xavier	1990	GBR	SWIM WALES	02:03.08	+0.62	1193 pts QFA
4.	LARKIN Mitchell	1993	AUS	AUSTRALIE	02:03.20	+0.66	1192 pts QFA
5.	BEDEL Paul-Gabriel	1994	FRA	CN MARSEILLE	02:03.27		1191 pts QFA
				<i>PÔLE FRANCE NATATION COURSE - MARSEILLE</i>			
6.	KAWECKI Radoslaw	1991	POL	POLOGNE	02:03.28	+0.66	1191 pts QFA
7.	FERGUSON Conor	1999	IRL	IRLANDE	02:03.48	+0.58	1188 pts QFA
8.	HILL Robert	1996	CAN	CANADA	02:03.82	+0.64	1183 pts QFA
9.	WANG Yutian	2001	CHN	CHINE	02:04.48		1173 pts QFB
10.	SKIERKA Jakub	1998	POL	POLOGNE	02:04.73	+0.70	1170 pts QFB
11.	GIRALT PIDEMONT Jan	1996	ESP	FEDERACION CATALANA DE NATACIO	02:04.99	+0.69	1166 pts QFB
12.	VARGAS Felipe	1995	ARG	CANET 66 NATATION	02:05.59	+0.62	1157 pts QFB
13.	BREFUEL Simon	1997	FRA	CANET 66 NATATION	02:05.96	+0.60	1152 pts QFB
				<i>PÔLE FRANCE NATATION COURSE - FONT-ROMEU</i>			
14.	GRANADOS DOBLAS David	1998	ESP	FEDERACION CATALANA DE NATACIO	02:07.51	+0.59	1130 pts QFB
15.	NDOYE BROUARD Yohann	2000	FRA	DAUPHINS D'ANNECY	02:08.57	+0.65	1115 pts QFB
16.	YAN Weize	2002	CHN	CHINE	02:08.76	+0.65	1113 pts Bfb
17.	VARGAS Valentin	1993	ARG	CANET 66 NATATION	02:08.76		1113 pts Bfb
18.	SALCZER Ladislav	2000	FRA	OLYMPIC NICE NATATION	02:08.82		1112 pts
				<i>PÔLE ESPOIRS NATATION COURSE - NICE</i>			
18.	CHAMPAGNE Montana	1996	CAN	CANADA	02:08.82	+0.65	1112 pts
20.	BURBAN Corentin	1998	FRA	PAYS DE GEX NATATION	02:09.18	+0.60	1107 pts
				<i>PÔLE FRANCE NATATION COURSE - FONT-ROMEU</i>			
21.	XIE Tao	2000	CHN	CHINE	02:09.69	+0.67	1100 pts
22.	WU Junjie	2003	CHN	CHINE	02:10.97	+0.57	1082 pts
23.	CUBILLAS GIL Izan	2000	ESP	FEDERACION CATALANA DE NATACIO	02:11.08	+0.68	1080 pts
24.	PRESTON Jenkins	1994	USA	COUGARS UNIVERSITY	02:12.04	+0.63	1067 pts
25.	CURTU Pau	1997	ESP	CN TERRASSA	02:12.51	+0.72	1061 pts
26.	VLAOVIC Milan	2000	FRA	CANET 66 NATATION	02:12.85	+0.73	1056 pts
				<i>PÔLE FRANCE NATATION COURSE - FONT-ROMEU</i>			
27.	CHOBOTER Noah	1996	CAN	REGINA OPTIMIST SWIM CLUB	02:14.53		1034 pts
28.	MILLET Arthur	2000	FRA	CANET 66 NATATION	02:17.72		991 pts

PÔLE FRANCE NATATION COURSE - FONT-ROMEU

29. CLEMENT Paul	2001 FRA	 CANET 66 NATATION	02:19.32	+0.63	970 pts
--- LIESS Nils	1996 SUI	 SUISSE	DNS dec		---

100 Brasse Dames - Finale A (Samedi 17 Juin 2017 - 18h55)

1. EFIMOVA Yuliya	1992 RUS	 EFIMOVA TEAM CLUB	01:04.82	+0.55	1383 pts	RMN
2. JOHANSSON Jennie	1988 SWE	 SK NEPTUN	01:06.79	+0.71	1333 pts	
3. HANSEN Jessica	1995 AUS	 AUSTRALIE	01:07.06	+0.66	1326 pts	
4. VALL MONTERO Jessica	1988 ESP	 CN SANT ANDREU	01:07.25	+0.70	1321 pts	
5. MCKEOWN Taylor	1995 AUS	 AUSTRALIE	01:07.35	+0.69	1319 pts	
6. SUZUKI Satomi	1991 JPN	 JAPON	01:08.07	+0.58	1301 pts	
6. PEDERSEN Rikke Moller	1989 DEN	 DANEMARK	01:08.07	+0.72	1301 pts	
8. TUTTON Chloe	1996 GBR	 SWIM WALES	01:08.31	+0.71	1295 pts	

100 Brasse Dames - Finale B (Samedi 17 Juin 2017 - 16h25)






1. GUNES Viktoria Zeynep	1998 TUR	 TURQUIE	01:08.90	+0.76	1280 pts
2. GUYE-JOHNSON Annabel	2000 GBR	 GRANDE-BRETAGNE	01:09.16	+0.71	1273 pts
3. MATTS Katie	1998 GBR	 GRANDE-BRETAGNE	01:09.24	+0.69	1271 pts
4. SCOTT Corrie	1993 GBR	 EDINBURGH UNIVERSITY	01:09.30	+0.43	1270 pts
5. ERIKSSON Jessica	1993 SWE	 FORENINGEN UDDEVALLA SIMSALLSKAP	01:09.71	+0.73	1260 pts
6. ALVAREZ PEREZ Evelyn	1993 ESP	 CN TERRASSA	01:09.86	+0.46	1256 pts
7. HANLON Kara	1997 GBR	 EDINBURGH UNIVERSITY	01:09.88	+0.70	1256 pts
8. KALASHNIKOVA Vera	1992 RUS	 EFIMOVA TEAM CLUB	01:10.35	+0.76	1244 pts

100 Brasse Dames - Séries (Samedi 17 Juin 2017 - 10h24)

1. JOHANSSON Jennie	1988 SWE	 SK NEPTUN	01:07.13	+0.71	1324 pts	QFA
2. EFIMOVA Yuliya	1992 RUS	 EFIMOVA TEAM CLUB	01:07.57	+0.76	1313 pts	QFA
3. VALL MONTERO Jessica	1988 ESP	 CN SANT ANDREU	01:07.74	+0.73	1309 pts	QFA
4. HANSEN Jessica	1995 AUS	 AUSTRALIE	01:07.80	+0.59	1307 pts	QFA
5. MCKEOWN Taylor	1995 AUS	 AUSTRALIE	01:07.90	+0.65	1305 pts	QFA
6. TUTTON Chloe	1996 GBR	 SWIM WALES	01:08.22	+0.66	1297 pts	QFA
7. SUZUKI Satomi	1991 JPN	 JAPON	01:08.53	+0.57	1289 pts	QFA
8. PEDERSEN Rikke Moller	1989 DEN	 DANEMARK	01:08.65	+0.71	1286 pts	QFA








9.	MATTS Katie	1998	GBR	 GRANDE-BRETAGNE	01:09.67		1261 pts	QFB	
10.	GUNES Viktoria Zeynep	1998	TUR	 TURQUIE	01:09.83	+0.79	1257 pts	QFB	
11.	ERIKSSON Jessica	1993	SWE	 FORENINGEN UDDEVALLA SIMSALLSKAP	01:09.99	+0.60	1253 pts	QFB	
12.	ALVAREZ PEREZ Evelyn	1993	ESP	 CN TERRASSA	01:10.14	+0.53	1249 pts	QFB	
13.	SCOTT Corrie	1993	GBR	 EDINBURGH UNIVERSITY	01:10.21		1248 pts	QFB	
14.	HANLON Kara	1997	GBR	 EDINBURGH UNIVERSITY	01:10.45		1242 pts	QFB	
15.	GUYE-JOHNSON Annabel	2000	GBR	 GRANDE-BRETAGNE	01:10.50	+0.66	1240 pts	QFB	
16.	KALASHNIKOVA Vera	1992	RUS	 EFIMOVA TEAM CLUB	01:10.74		1235 pts	QFB	
17.	SZTANDERA Dominika	1997	POL	 POLOGNE	01:10.95	+0.43	1229 pts		
18.	PHEE Jinq-En	1997	MAS	 MALAISIE	01:11.05	+0.54	1227 pts		
19.	CANTO GARGALLO Berta	1989	ESP	 FEDERACION CATALANA DE NATACIO	01:11.66		1212 pts		
20.	WHITE Olivia	1995	GBR	 EDINBURGH UNIVERSITY	01:13.29		1173 pts		
21.	GODIN Marie laurence	1997	CAN	 MEGOPHIAS	01:13.42	+0.68	1170 pts		
22.	GARCIA MARTINEZ Sandra	1997	ESP	 FEDERACION CATALANA DE NATACIO	01:13.62	+0.54	1165 pts		
23.	HERVE Nolwenn	1999	FRA	 CANET 66 NATATION	01:15.05	+0.72	1132 pts		
<i>PÔLE FRANCE NATATION COURSE - FONT-ROMEU</i>									
24.	DEVALUEZ Auréane	1994	FRA	 NAUTIC CLUB ALP'38	01:15.51	+0.57	1121 pts		
25.	BOHER Mathilde	2003	FRA	 CANET 66 NATATION	01:18.25		1058 pts		
26.	DI FRIORE Francesca	1999	CAN	 CN SHERBROOKE	01:19.25	+0.71	1036 pts		
27.	LONG WAH Ludivine	2000	FRA	 CANET 66 NATATION	01:19.42	+0.57	1032 pts		
28.	COLLADO Noa	2001	FRA	 CANET 66 NATATION	01:20.02	+0.61	1019 pts		

100 Brasse Messieurs - Finale A (Samedi 17 Juin 2017 - 18h58)

1.	CHUPKOV Anton	1997	RUS	 RUSSIE	00:59.53	+0.68	1339 pts	RM
2.	KOSEKI Yasuhiro	1992	JPN	 JAPON	00:59.66	+0.63	1335 pts	
3.	KAMMINGA Arno	1995	NED	 PAYS-BAS	01:00.51	+0.68	1311 pts	
4.	FUNK Richard	1992	CAN	 HIGH PERFORMANCE ONTARIO	01:00.65	+0.61	1307 pts	
5.	SCOZZOLI Fabio	1988	ITA	 ITALIE	01:00.97	+0.61	1298 pts	
6.	PERSSON Erik	1994	SWE	 KUNGSBACKA SIMSALLSKAP	01:01.23	+0.68	1291 pts	
7.	NIKOLAEV Andrei	1992	RUS	 EFIMOVA TEAM CLUB	01:01.48	+0.64	1284 pts	
8.	KASER Yannick	1992	SUI	 SUISSE	01:01.63	+0.72	1280 pts	

100 Brasse Messieurs - Finale B (Samedi 17 Juin 2017 - 16h28)

1.	LIMA Felipe	1985	BRA	 BRÉSIL	01:01.49	+0.70	1284 pts	
----	-------------	------	-----	--	-----------------	-------	----------	--

2. DESPLANCHES Jeremy	1994	SUI		SUISSE	01:01.58	+0.61	1281 pts
3. STOLARSKI Marcin	1996	POL		POLOGNE	01:01.60	+0.68	1281 pts
4. ELLOUMI Wassim	1993	TUN		SO MILLAU N	01:02.17	+0.72	1265 pts
5. CAVE Daniel	1999	AUS		AUSTRALIE	01:02.20	+0.68	1264 pts
6. PALMER Lawrence	1992	GBR		PUTTERIDGE SC	01:02.25	+0.59	1262 pts
7. GREENE Darragh	1995	IRL		UNIVERSITY COLLEGE DUBLIN	01:02.59	+0.68	1253 pts
--- VAN DER BURGH Cameron	1988	RSA		ENERGY STANDARD CLUB	DNS dec		---

100 Brasse Messieurs - Séries (Samedi 17 Juin 2017 - 10h32)

1. CHUPKOV Anton	1997	RUS		RUSSIE	01:00.08	+0.61	1323 pts	QFA
2. KOSEKI Yasuhiro	1992	JPN		JAPON	01:00.61	+0.65	1308 pts	QFA
3. FUNK Richard	1992	CAN		HIGH PERFORMANCE ONTARIO	01:00.75	+0.61	1304 pts	QFA
4. KAMMINGA Arno	1995	NED		PAYS-BAS	01:01.08	+0.67	1295 pts	QFA
5. KASER Yannick	1992	SUI		SUISSE	01:01.29	+0.77	1289 pts	QFA
6. PERSSON Erik	1994	SWE		KUNGSBACKA SIMSALLSKAP	01:01.37	+0.68	1287 pts	QFA
7. SCOZZOLI Fabio	1988	ITA		ITALIE	01:01.51	+0.63	1283 pts	QFA
8. NIKOLAEV Andrei	1992	RUS		EFIMOVA TEAM CLUB	01:01.61	+0.55	1280 pts	QFA
9. VAN DER BURGH Cameron	1988	RSA		ENERGY STANDARD CLUB	01:01.67	+0.67	1279 pts	QFB
10. LIMA Felipe	1985	BRA		BRÉSIL	01:01.75	+0.70	1276 pts	QFB
11. STOLARSKI Marcin	1996	POL		POLOGNE	01:01.76	+0.68	1276 pts	QFB
12. DESPLANCHES Jeremy	1994	SUI		SUISSE	01:02.39	+0.61	1259 pts	QFB
13. CAVE Daniel	1999	AUS		AUSTRALIE	01:02.42	+0.66	1258 pts	QFB
14. PALMER Lawrence	1992	GBR		PUTTERIDGE SC	01:02.45	+0.62	1257 pts	QFB
15. ELLOUMI Wassim	1993	TUN		SO MILLAU N	01:02.72	+0.66	1249 pts	QFB
16. GREENE Darragh	1995	IRL		UNIVERSITY COLLEGE DUBLIN	01:02.84	+0.65	1246 pts	QFB
17. HORVATH David	1996	HUN		HONGRIE	01:02.86	+0.49	1245 pts	
18. QUINN Nicholas	1993	IRL		IRLANDE	01:02.88	+0.68	1245 pts	
19. DENCAUSSE Jean	1997	FRA		CN MARSEILLE	01:03.06	+0.65	1240 pts	
<i>PÔLE FRANCE NATATION COURSE - MARSEILLE</i>								
20. WIHANTO William	1994	FIN		FINLANDE	01:03.19	+0.65	1236 pts	
21. DAVIES Luke	1997	GBR		GRANDE-BRETAGNE	01:03.20	+0.46	1236 pts	
22. DOLENKO Danila	1995	RUS		EFIMOVA TEAM CLUB	01:03.77	+0.64	1220 pts	
23. GRAHAM Jamie	1993	IRL		ULSTER SWMIMING	01:04.04	+0.62	1213 pts	
24. NAISBY Jonathan	1993	CAN		CN SHERBROOKE	01:04.13	+0.65	1211 pts	
25. INGLIS Euan	1993	GBR		EDINBURGH UNIVERSITY	01:04.15	+0.71	1210 pts	
26. WONG Fu kang	1998	MAS		MALAISIE	01:04.18	+0.62	1209 pts	
27. LEWIS James	1998	GBR		SWIM WALES	01:04.84	+0.65	1191 pts	
28. GREVE Philip	1998	DEN		FARUM	01:05.44	+0.56	1175 pts	
29. FARO MOLINA Carles	1993	ESP		CN TERRASSA	01:05.51	+0.66	1173 pts	
30. CHARRADE Théo	1998	FRA		AAS SARCELLES NATATION 95	01:05.91	+0.52	1163 pts	
<i>PÔLE FRANCE NATATION COURSE - PARIS (INSEP)</i>								
31. BAARS Mark	1985	NED		MNC DORDRECHT	01:06.24	+0.64	1154 pts	
32. CASTEJON Alex	1998	ESP		CN SABADELL	01:06.26	+0.46	1153 pts	
33. BENITEZ HERNANDEZ David	1998	ESP		FEDERACION CATALANA DE NATACIO	01:06.27	+0.57	1153 pts	

34. MOORE Andrew	1998	IRL		UNIVERSITY COLLEGE DUBLIN	01:06.29	+0.68	1153 pts
35. DUFAYARD Lucas	1998	FRA		NAUTIC CLUB ALP'38	01:06.48	+0.56	1147 pts
36. DE VRIES Jesse	1995	NED		DE DOLFIJN AMSTERDAM	01:07.78	+0.59	

200 4 Nages Dames - Finale A (Samedi 17 Juin 2017 - 19h10)



1. HOSSZU Katinka	1989	HUN		IRON AQUATICS	02:11.16	+0.66	1313 pts
2. MAKINO Hiroko	1999	JPN		JAPON	02:12.34	+0.61	1295 pts
3. SELTENREICH HODGSON Erika	1995	CAN		CANADA	02:13.07	+0.65	1284 pts
4. UGOLKOVA Maria	1989	SUI		SUISSE	02:13.57	+0.68	1277 pts
5. MCKEOWN Taylor	1995	AUS		AUSTRALIE	02:15.64	+0.70	1246 pts
6. MATTS Katie	1998	GBR		GRANDE-BRETAGNE	02:15.73	+0.67	1244 pts
7. NGAWATI Kotuku	1994	AUS		AUSTRALIE	02:16.00	+0.50	1240 pts
8. TCHORZ Alicja	1992	POL		POLOGNE	02:18.65	+0.57	1202 pts

200 4 Nages Dames - Finale B (Samedi 17 Juin 2017 - 16h31)








1. LAUKKANEN Jenna	1995	FIN		FINLANDE	02:15.47	+0.67	1248 pts
2. JONES Emily	1995	GBR		EDINBURGH UNIVERSITY	02:16.81	+0.67	1229 pts
3. KAMINSKAYA Victoria	1995	POR		PORTUGAL	02:17.02	+0.73	1225 pts
4. NEWLANDS Anna	1998	GBR		EDINBURGH UNIVERSITY	02:17.67	+0.74	1216 pts
5. GRANDT Maria	1998	DEN		DANEMARK	02:20.77	+0.67	1171 pts
6. SOPP Tori	2000	GBR		GRANDE-BRETAGNE	02:21.95	+0.72	1154 pts
7. CASTRO ORTEGA Patricia	1992	ESP		CN TERRASSA	02:22.85	+0.73	1141 pts
8. CAULFIED Samantha	1997	GBR		EDINBURGH UNIVERSITY	02:23.59	+0.81	1131 pts

200 4 Nages Dames - Séries (Samedi 17 Juin 2017 - 10h41)

1. HOSSZU Katinka	1989	HUN		IRON AQUATICS	02:11.12	+0.66	1314 pts	QFA
2. MAKINO Hiroko	1999	JPN		JAPON	02:13.96	+0.64	1271 pts	QFA
2. UGOLKOVA Maria	1989	SUI		SUISSE	02:13.96	+0.49	1271 pts	QFA
4. NGAWATI Kotuku	1994	AUS		AUSTRALIE	02:14.32	+0.68	1265 pts	QFA
5. TCHORZ Alicja	1992	POL		POLOGNE	02:15.64	+0.70	1246 pts	QFA
6. SELTENREICH HODGSON Erika	1995	CAN		CANADA	02:15.81	+0.88	1243 pts	QFA
7. MATTS Katie	1998	GBR		GRANDE-BRETAGNE	02:16.02	+0.68	1240 pts	QFA

8.	MCKEOWN Taylor	1995	AUS	 AUSTRALIE	02:16.24	+0.68	1237 pts	QFA
9.	LAUKKANEN Jenna	1995	FIN	 FINLANDE	02:17.22		1223 pts	QFB
10.	JONES Emily	1995	GBR	 EDINBURGH UNIVERSITY	02:18.00		1211 pts	QFB
11.	NEWLANDS Anna	1998	GBR	 EDINBURGH UNIVERSITY	02:18.14		1209 pts	QFB
12.	KAMINSKAYA Victoria	1995	POR	 PORTUGAL	02:18.79	+0.73	1200 pts	QFB
13.	CASTRO ORTEGA Patricia	1992	ESP	 CN TERRASSA	02:20.13	+0.60	1180 pts	QFB
14.	EFIMOVA Yuliya	1992	RUS	 EFIMOVA TEAM CLUB	02:20.96	+0.59	1168 pts	QFB
15.	SOPP Tori	2000	GBR	 GRANDE-BRETAGNE	02:21.46	+0.43	1161 pts	QFB
16.	WHITTAKER Sian	1997	AUS	 AUSTRALIE	02:21.78	+0.61	1157 pts	QFB
17.	SZILAGYI Liliana	1996	HUN	 HONGRIE	02:22.07	+0.51	1152 pts	
18.	GRANDT Maria	1998	DEN	 DANEMARK	02:22.65	+0.55	1144 pts	
19.	CAULFIED Samantha	1997	GBR	 EDINBURGH UNIVERSITY	02:22.80	+0.67	1142 pts	
20.	WILSON Sophia	2001	GBR	 GRANDE-BRETAGNE	02:22.90	+0.68	1141 pts	
21.	PICAULT Solweig	2000	FRA	 CANET 66 NATATION	02:24.43	+0.52	1119 pts	
				<i>PÔLE FRANCE NATATION COURSE - FONT-ROMEU</i>				
22.	HIERRO PUJOL Aina	1998	ESP	 CN PALMA	02:25.21	+0.67	1108 pts	
23.	HERVE Nolwenn	1999	FRA	 CANET 66 NATATION	02:27.54	+0.69	1076 pts	
				<i>PÔLE FRANCE NATATION COURSE - FONT-ROMEU</i>				
24.	TOULI Lila	2000	FRA	 CANET 66 NATATION	02:27.65	+0.61	1074 pts	
				<i>PÔLE FRANCE NATATION COURSE - FONT-ROMEU</i>				
25.	VAQUETTE Mathilde	1999	FRA	 CANET 66 NATATION	02:32.17	+0.65	1013 pts	
26.	MARSAU Alice	2000	FRA	 CANET 66 NATATION	02:34.30	+0.69	985 pts	
---	ZHANG Yifan	2000	CHN	 CHINE	DNS	dec	---	
---	RUCK Taylor	2000	CAN	HIGH PERFORMANCE ONTARIO	DNS	dec	---	

400 4 Nages Messieurs - Finale A (Samedi 17 Juin 2017 - 19h14)

1.	SANTOS Alexis-Manacas	1992	POR	 PORTUGAL	04:21.48	+0.71	1239 pts
2.	SZWEDZKI Dawid	1994	POL	 POLOGNE	04:22.98	+0.66	1227 pts
3.	SKAANING Daniel	1993	DEN	 DANEMARK	04:25.75	+0.52	1206 pts
4.	CASTEJON Alex	1998	ESP	 CN SABADELL	04:27.17	+0.67	1195 pts
5.	PAULSSON Adam	1995	SWE	 SIMKLUBBEN ELFSBORG	04:27.94	+0.76	1189 pts
6.	WANG Yutian	2001	CHN	 CHINE	04:31.07	+0.69	1165 pts
7.	PALASCHUK Brian	1998	CAN	 REGINA OPTIMIST SWIM CLUB	04:33.65	+0.72	1146 pts

--- LITCHFIELD Joe 1998 GBR  GRANDE-BRETAGNE DSQ Vi ---

400 4 Nages Messieurs - Séries (Samedi 17 Juin 2017 - 10h54)




1. SANTOS Alexis-Manacas	1992	POR	 PORTUGAL	04:26.02	+0.69	1204 pts	QFA
2. SKAANING Daniel	1993	DEN	 DANEMARK	04:26.46	+0.44	1200 pts	QFA
3. PAULSSON Adam	1995	SWE	 SIMKLUBBEN ELFSBORG	04:26.76	+0.72	1198 pts	QFA
4. LITCHFIELD Joe	1998	GBR	 GRANDE-BRETAGNE	04:26.77	+0.65	1198 pts	QFA
5. SZWEDZKI Dawid	1994	POL	 POLOGNE	04:26.90	+0.62	1197 pts	QFA
6. CASTEJON Alex	1998	ESP	 CN SABADELL	04:27.57	+0.52	1192 pts	QFA
7. ELLIOT Tomas	1995	AUS	 AUSTRALIE	04:31.52	+0.53	1162 pts	QFA
8. WANG Yutian	2001	CHN	 CHINE	04:33.66	+0.71	1146 pts	QFA
9. PALASCHUK Brian	1998	CAN	 REGINA OPTIMIST SWIM CLUB	04:35.59	+0.64	1131 pts	
10. MATHLOUTHI Ahmed	1989	TUN	 AAS SARCELLES NATATION 95	04:36.81	+0.73	1122 pts	
11. DERBYSHIRE Tom	1998	GBR	 GRANDE-BRETAGNE	04:38.19	+0.74	1112 pts	
12. PEREZ PUJOL Jordi	2000	ESP	 CN TERRASSA	04:38.76	+0.76	1108 pts	
13. HJELM Alvi	1996	DEN	 HOVEDSTADEN SWIM CLUB	04:38.83	+0.63	1107 pts	
14. TORIS Hugo	2000	FRA	 CANET 66 NATATION	04:42.86	+0.53	1078 pts	
15. CUBILLAS GIL Izan	2000	ESP	 FEDERACION CATALANA DE NATACIO	04:43.36	+0.64	1074 pts	
16. MARTINEZ ROCA Ferran	1998	ESP	 CN SANT ANDREU	04:49.88	+0.72	1028 pts	
17. MORATO Gerard	1997	ESP	 CN BARCELONA	04:54.10	+0.69	998 pts	
--- PONS RAMON Joan-Lluis	1996	ESP	 ESPAGNE	DSQ Vi			---

100 Papillon Dames - Finale A (Samedi 17 Juin 2017 - 19h26)

1. SJOSTROM Sarah	1993	SWE	 SODERSTOMS SIMSALLSKAP	00:55.76	+0.67	1415 pts	RMN
2. SEHYEON An	1995	KOR	 CORÉE DU SUD	00:57.28	+0.50	1368 pts	
3. OLEKSIK Penny	2000	CAN	 HIGH PERFORMANCE ONTARIO	00:57.32	+0.70	1367 pts	
4. SMITH Rebecca	2000	CAN	 HIGH PERFORMANCE ONTARIO	00:58.11	+0.76	1342 pts	
5. THOMAS Alys	1990	GBR	 SWIM WALES	00:58.16	+0.68	1341 pts	
6. IKEE Rikako	2000	JPN	 JAPON	00:58.29	+0.68	1337 pts	
7. SZILAGYI Liliana	1996	HUN	 HONGRIE	00:58.40	+0.48	1333 pts	
8. BUYS Kimberly	1989	BEL	 BELGIQUE	00:58.67	+0.74	1325 pts	

100 Papillon Dames - Finale B (Samedi 17 Juin 2017 - 16h35)

1. HASEGAWA Suzuka	2000	JPN	 JAPON	00:58.82	+0.64	1321 pts	
2. SAVARD Katerine	1993	CAN	 CAMO	00:59.13	+0.64	1311 pts	
3. THROSSELL Brianna	1996	AUS	 AUSTRALIE	00:59.44	+0.68	1302 pts	
4. BECKMANN Emilie	1997	DEN	 DANEMARK	00:59.83	+0.73	1290 pts	
5. BRUCE Tain	1998	GBR	 EDINBURGH UNIVERSITY	01:00.02	+0.64	1285 pts	

6. JONES Harriet	1997	GBR	 SWIM WALES	01:00.29	+0.69	1277 pts
7. TOURETSKI Sasha	1994	SUI	 USTER SWIM CLUB	01:00.56	+0.63	1269 pts
8. WIJKHUIJS Josien	1999	NED	 ZV ORCA	01:01.07	+0.59	1253 pts

100 Papillon Dames - Séries (Samedi 17 Juin 2017 - 11h10)

1. SJOSTROM Sarah	1993	SWE	 SODERSTOMS SIMSALLSKAP	00:57.07	+0.68	1374 pts	QFA
2. SEHYEON An	1995	KOR	 CORÉE DU SUD	00:58.15		1341 pts	QFA
3. SMITH Rebecca	2000	CAN	 HIGH PERFORMANCE ONTARIO	00:58.37	+0.57	1334 pts	QFA
4. OLEKSIK Penny	2000	CAN	 HIGH PERFORMANCE ONTARIO	00:58.68	+0.74	1325 pts	QFA
5. IKEE Rikako	2000	JPN	 JAPON	00:58.89	+0.66	1319 pts	QFA
6. BUYS Kimberly	1989	BEL	 BELGIQUE	00:58.90	+0.61	1318 pts	QFA
7. SZILAGYI Liliana	1996	HUN	 HONGRIE	00:58.99		1316 pts	QFA
8. THOMAS Alys	1990	GBR	 SWIM WALES	00:59.04		1314 pts	QFA
9. HASEGAWA Suzuka	2000	JPN	 JAPON	00:59.12	+0.54	1312 pts	QFB
10. HOSSZU Katinka	1989	HUN	 IRON AQUATICS	00:59.46	+0.47	1301 pts	QFB
11. BECKMANN Emilie	1997	DEN	 DANEMARK	00:59.52	+0.72	1300 pts	QFB
12. SAVARD Katerine	1993	CAN	 CAMO	00:59.55	+0.71	1299 pts	QFB
13. WIJKHUIJS Josien	1999	NED	 ZV ORCA	01:00.50	+0.75	1270 pts	QFB
14. JONES Harriet	1997	GBR	 SWIM WALES	01:00.74	+0.72	1263 pts	QFB
15. BRUCE Tain	1998	GBR	 EDINBURGH UNIVERSITY	01:00.76	+0.56	1263 pts	QFB
16. THROSSELL Brianna	1996	AUS	 AUSTRALIE	01:00.80	+0.69	1261 pts	QFB
17. TOURETSKI Sasha	1994	SUI	 USTER SWIM CLUB	01:01.42	+0.42	1243 pts	
18. KOLLANUS Kaisla	1993	FIN	 FINLANDE	01:01.56	+0.52	1239 pts	
19. MATOS Raquel	1996	GBR	 EDINBURGH UNIVERSITY	01:01.63	+0.62	1237 pts	
20. MONTEIRO Ana-Catarina	1993	POR	 FLUVIAL VILACONDENSE	01:01.83		1231 pts	
21. BALBUENA HEREDIA Carmen	1999	ESP	 CN SABADELL	01:01.89	+0.46	1229 pts	
22. GUNES Viktoria Zeynep	1998	TUR	 TURQUIE	01:02.21	+0.81	1220 pts	
23. CAMPO CASAJUS Carla	1991	ESP	 CN TERRASSA	01:02.30	+0.64	1217 pts	
24. GUILLAMON NOVO Alba	2000	ESP	 FEDERACION CATALANA DE NATACIO	01:02.50		1212 pts	
25. HIERRO PUJOL Aina	1998	ESP	 CN PALMA	01:02.79		1203 pts	
26. NORISMAA Nea	1995	FIN	 FINLANDE	01:02.84		1202 pts	

27. BEREZCZ Bianka	2002	HUN	 HONGRIE	01:03.50		1183 pts
28. SOPP Tori	2000	GBR	 GRANDE-BRETAGNE	01:03.57	+0.73	1181 pts
29. CERESO PROS Maria	1997	ESP	 CN BARCELONA	01:04.17	+0.65	1164 pts
30. BRISFER Clara	1997	FRA	 NAUTIC CLUB ALP'38	01:04.52		1154 pts
30. DEL'HOMME Laurine	1997	FRA	 CNO ST-GERMAIN-EN-LAYE	01:04.52	+0.68	1154 pts
<i>PÔLE FRANCE NATATION COURSE - PARIS (INSEP)</i>						
32. BUCH CARDONA Maria	1999	ESP	 CN TERRASSA	01:04.69	+0.54	1149 pts
33. IBARRONDO Ane	1997	ESP	 BASQUE SWIMMING FEDERATION	01:05.00	+0.72	1140 pts
34. ROBERTS Jane	1996	IRL	 UNIVERSITY COLLEGE DUBLIN	01:05.12	+0.65	1137 pts
35. GAMACHE Sophie	1996	CAN	CN SHERBROOKE	01:06.01	+0.78	1112 pts
36. GARCIA DE DIOS LEYVA Irene	1998	ESP	 CN TERRASSA	01:06.23		1106 pts
37. GUERRERO RAMOS Celeste	1998	ESP	 CN SANT ANDREU	01:06.87		1088 pts
38. LONG WAH Ludivine	2000	FRA	 CANET 66 NATATION	01:07.80		1063 pts
--- COLLET Enora	1998	FRA	 C PAUL-BERT RENNES	DNS		---
--- BOHER Mathilde	2003	FRA	 CANET 66 NATATION	DNS		--

100 Papillon Messieurs - Finale A (Samedi 17 Juin 2017 - 19h29)







1. METELLA Mehdy	1992	FRA	 CN MARSEILLE	00:51.63	+0.66	1348 pts
<i>PÔLE FRANCE NATATION COURSE - MARSEILLE</i>						
2. CSEH Laszlo	1985	HUN	EGRI USZO KLUB	00:51.87	+0.75	1340 pts
3. LE CLOS Chad	1992	RSA	 ENERGY STANDARD CLUB	00:51.92	+0.65	1339 pts
4. VERLINDEN Joeri	1988	NED	 PAYS-BAS	00:52.21	+0.69	1330 pts
5. PULAI Bence	1991	HUN	 HONGRIE	00:53.19	+0.71	1299 pts
6. GOOSEN Mathys	1996	NED	 PAYS-BAS	00:53.44	+0.71	1291 pts
7. BENEHOUTSOS Theodors	1988	AUS	 MELBOURNE VICENTRE	00:53.69	+0.73	1284 pts
8. CZERNIAK Konrad	1989	POL	 POLOGNE	00:53.74	+0.71	1282 pts

100 Papillon Messieurs - Finale B (Samedi 17 Juin 2017 - 16h37)

1. IRVINE Grant	1991	AUS	 AUSTRALIE	00:53.65	+0.51	1285 pts
2. HYLAND Brendan	1994	IRL	 IRLANDE	00:53.76	+0.58	1281 pts
3. BROMER Viktor Bregner	1993	DEN	 DANEMARK	00:53.92	+0.64	1277 pts
4. JOSIAH Binnema	1997	CAN	 CANADA	00:54.07	+0.66	1272 pts
5. CHAN Jie	1995	MAS	 MALAISIE	00:54.14	+0.66	1270 pts
6. KENDERESI Tamas	1996	HUN	 HONGRIE	00:54.35	+0.71	1263 pts
7. PERREAULT Alexandre	1998	CAN	 CANADA	00:55.11	+0.61	1240 pts
8. BRINES Conor	1995	IRL	 IRLANDE	00:55.12	+0.59	1240 pts

100 Papillon Messieurs - Séries (Samedi 17 Juin 2017 - 11h19)

1. METELLA Mehdy	1992	FRA	 CN MARSEILLE	00:52.35	+0.63	1325 pts	QFA
<i>PÔLE FRANCE NATATION COURSE - MARSEILLE</i>							
2. VERLINDEN Joeri	1988	NED	 PAYS-BAS	00:52.38		1324 pts	QFA
3. CSEH Laszlo	1985	HUN	 EGRI USZO KLUB	00:52.78	+0.71	1312 pts	QFA
4. LE CLOS Chad	1992	RSA	 ENERGY STANDARD CLUB	00:52.92	+0.69	1307 pts	QFA
5. GOOSEN Mathys	1996	NED	 PAYS-BAS	00:53.53	+0.71	1289 pts	QFA
6. PULAI Bence	1991	HUN	 HONGRIE	00:53.56	+0.70	1288 pts	QFA
7. BENEHOUTSOS Theodors	1988	AUS	 MELBOURNE VICENTRE	00:53.85	+0.75	1279 pts	QFA
8. CZERNIAK Konrad	1989	POL	 POLOGNE	00:53.96	+0.67	1275 pts	QFA
9. DALE Taylor	1994	USA	 ATHENS BULLDOGS	00:54.04	+0.65	1273 pts	QFB
9. BROMER Viktor Bregner	1993	DEN	 DANEMARK	00:54.04	+0.45	1273 pts	QFB
11. IRVINE Grant	1991	AUS	 AUSTRALIE	00:54.14	+0.65	1270 pts	QFB
12. CHAN Jie	1995	MAS	 MALAISIE	00:54.21	+0.56	1268 pts	QFB
13. HYLAND Brendan	1994	IRL	 IRLANDE	00:54.24	+0.59	1267 pts	QFB
14. KENDERESI Tamas	1996	HUN	 HONGRIE	00:54.47	+0.69	1260 pts	QFB
15. PERREAULT Alexandre	1998	CAN	 CANADA	00:54.55	+0.60	1257 pts	QFB
16. BRINES Conor	1995	IRL	 IRLANDE	00:54.86	+0.61	1248 pts	QFB
17. JOSIAH Binnema	1997	CAN	 CANADA	00:54.94	+0.66	1245 pts	
18. AYOUBI Mehdi	1998	CAN	CAMO	00:55.14	+0.62	1239 pts	
19. DOMVILLE Matthew	1997	GBR	 GRANDE-BRETAGNE	00:55.47	+0.62	1229 pts	
19. PEDRO-LEAL Dorian	1996	FRA	 MEGAQUARIUS CLUB GUYANE	00:55.47	+0.68	1229 pts	
<i>PÔLE FRANCE NATATION COURSE - FONT-ROMEU</i>							
21. PETERS Jacob	2000	GBR	 GRANDE-BRETAGNE	00:55.68	+0.62	1223 pts	
22. HENRY ARRENOUS Pierre	1998	FRA	 ASPPT POITIERS	00:55.75	+0.64	1221 pts	
<i>PÔLE FRANCE NATATION COURSE - PARIS (INSEP)</i>							
23. PUIG GARRICH Albert	1994	ESP	 CN TERRASSA	00:55.81	+0.64	1219 pts	
24. LIM Keith	1997	MAS	 MALAISIE	00:55.82	+0.61	1219 pts	
25. CLARK Joseph	1997	GBR	 SWIM WALES	00:56.24	+0.55	1206 pts	
26. PARKINSON Jarvis	1998	GBR	 GRANDE-BRETAGNE	00:56.41	+0.61	1201 pts	
27. ERICSSON Oskar	1997	SWE	 TABY SIM	00:56.53	+0.69	1198 pts	
28. MOHAMMED Xavier	1990	GBR	 SWIM WALES	00:56.56	+0.71	1197 pts	
29. CHAMPAGNE Montana	1996	CAN	 CANADA	00:56.57	+0.75	1196 pts	
30. CHOUMILOFF Sacha	1999	FRA	 CANET 66 NATATION	00:56.62	+0.63	1195 pts	
<i>PÔLE FRANCE NATATION COURSE - FONT-ROMEU</i>							
31. TORNQVIST Samuel	1997	SWE	 TABY SIM	00:56.66	+0.69	1194 pts	
32. VERHOEVEN Thomas	1997	NED	 MNC DORDRECHT	00:56.77	+0.69	1190 pts	
33. SAURA Oscar	1998	ESP	 CN OLOT	00:56.95	+0.47	1185 pts	
34. STAM Ruben	1998	NED	 DE DOLFIJN AMSTERDAM	00:57.11	+0.71	1180 pts	
35. LEMAY Hugo	1995	CAN	 CN SHERBROOKE	00:57.20	+0.61	1178 pts	
36. MC EVOY Rory	1998	IRL	 IRLANDE	00:57.44	+0.52	1171 pts	
37. DELICES Jean-Marc	2000	FRA	 CANET 66 NATATION	00:57.45	+0.76	1170 pts	
<i>PÔLE FRANCE NATATION COURSE - FONT-ROMEU</i>							
38. GOVINDIN Yonel	1993	FRA	 CN MARSEILLE	00:57.52		1168 pts	
<i>PÔLE FRANCE NATATION COURSE - MARSEILLE</i>							
38. WILKS James	1999	GBR	 GRANDE-BRETAGNE	00:57.52	+0.59	1168 pts	

40. BERRY Théo	1997	FRA	 ANGERS NATATION	00:57.67	+0.58	1164 pts
<i>PÔLE FRANCE NATATION COURSE - PARIS (INSEP)</i>						
41. SOMMELING Bart	1998	NED	 DE DOLFJIN AMSTERDAM	00:58.25	+0.47	1147 pts
42. MOORE Andrew	1998	IRL	 UNIVERSITY COLLEGE DUBLIN	00:58.28	+0.65	1146 pts
43. LAZARO ORTEGA Guillem	2000	ESP	 CN TERRASSA	00:58.70	+0.64	1134 pts
44. BRENON Kyllian	2000	FRA	 CANET 66 NATATION	00:59.00	+0.68	1125 pts
<i>PÔLE FRANCE NATATION COURSE - FONT-ROMEU</i>						
45. DELECLUSE Theo	1997	FRA	 CANET 66 NATATION	00:59.11	+0.67	1122 pts
<i>PÔLE FRANCE NATATION COURSE - FONT-ROMEU</i>						
46. ARILLA Biel	1997	ESP	 CN BARCELONA	01:00.09	+0.49	1094 pts
47. CAMBLONG Tommy-Lee	2001	FRA	 CANET 66 NATATION	01:00.36	+0.51	1086 pts
48. USCLAT Marc	1998	FRA	 CANET 66 NATATION	01:01.65	+0.59	1050 pts
<i>PÔLE FRANCE NATATION COURSE - FONT-ROMEU</i>						
49. HEMBERGER Yoan	2002	FRA	 CANET 66 NATATION	01:03.82	+0.46	990 pts
--- CHOBOTER Noah	1996	CAN	 REGINA OPTIMIST SWIM CLUB	DNS dec		---
--- MCEVOY Cameron	1994	AUS	 AUSTRALIE	DNS dec		---
--- TERN Jian-Han	1995	MAS	 MALAISIE	DNS dec		---
--- MORGAN David	1994	AUS	 AUSTRALIE	DNS dec		---
--- NASCIMENTO Miguel-Duarte	1995	POR	 PORTUGAL	DNS dec		---

200 Nage Libre Dames - Finale A (Samedi 17 Juin 2017 - 19h41)

1. COLEMAN Michelle	1993	SWE	 SK NEPTUN	01:56.22	+0.73	1352 pts
2. MCKEON Emma	1994	AUS	 AUSTRALIE	01:56.29	+0.74	1351 pts
3. HEEMSKERK Femke	1987	NED	 PAYS-BAS	01:56.51	+0.74	1347 pts
4. BONNET Charlotte	1995	FRA	 OLYMPIC NICE NATATION	01:57.11	+0.70	1337 pts
<i>PÔLE FRANCE NATATION COURSE - NICE</i>						
5. POPOVA Veronika	1991	RUS	 RUSSIE	01:57.22	+0.71	1335 pts
6. WILSON Madison	1994	AUS	 AUSTRALIE	01:58.60	+0.73	1312 pts
7. GROVES Madeline	1995	AUS	 AUSTRALIE	01:59.66	+0.69	1295 pts
8. HOSSZU Katinka	1989	HUN	 IRON AQUATICS	02:01.05	+0.68	1272 pts

200 Nage Libre Dames - Finale B (Samedi 17 Juin 2017 - 16h39)

1. GREENSLADE Kathryn	1998	GBR	 SWIM WALES	01:59.34	+0.75	1300 pts
2. USTINOVA Daria-K	1998	RUS	 RUSSIE	01:59.37	+0.59	1299 pts
3. EGOROVA Anna	1998	RUS	 MONTPELLIER METROPOLE NATATION	01:59.89	+0.60	1291 pts
4. HOPE Lucy	1997	GBR	 EDINBURGH UNIVERSITY	02:01.13	+0.68	1270 pts
5. NEUMANN Robin	1997	NED	 PAYS-BAS	02:01.26	+0.69	1268 pts
6. SHERIDAN Mikkayla	1995	AUS	 AUSTRALIE	02:01.35	+0.69	1267 pts
7. ELMSLIE Brittany	1994	AUS	 AUSTRALIE	02:04.24	+0.68	1220 pts
--- ZHANG Ke	2001	CHN	 CHINE	DNS dec		---

200 Nage Libre Dames - Séries (Samedi 17 Juin 2017 - 11h30)




1. MCKEON Emma	1994	AUS	 AUSTRALIE	01:56.82	+0.72	1342 pts QFA
2. COLEMAN Michelle	1993	SWE	 SK NEPTUN	01:57.34	+0.62	1333 pts QFA

3.	HEEMSKERK Femke	1987	NED	 PAYS-BAS	01:57.56	+0.74	1330 pts	QFA
4.	POPOVA Veronika	1991	RUS	 RUSSIE	01:57.68		1328 pts	QFA
5.	HOSSZU Katinka	1989	HUN	 IRON AQUATICS	01:57.89	+0.70	1324 pts	QFA
6.	BONNET Charlotte	1995	FRA	 OLYMPIC NICE NATATION	01:58.34	+0.50	1317 pts	QFA
<i>PÔLE FRANCE NATATION COURSE - NICE</i>								
7.	GROVES Madeline	1995	AUS	 AUSTRALIE	01:58.67	+0.53	1311 pts	QFA
8.	WILSON Madison	1994	AUS	 AUSTRALIE	01:59.29		1301 pts	QFA
9.	KESELY Ajna	2001	HUN	 HONGRIE	01:59.56	+0.60	1296 pts	QFB
10.	GREENSLADE Kathryn	1998	GBR	 SWIM WALES	02:00.10	+0.73	1287 pts	QFB
11.	SMITH Rebecca	2000	CAN	 HIGH PERFORMANCE ONTARIO	02:00.18	+0.71	1286 pts	QFB
12.	RUCK Taylor	2000	CAN	HIGH PERFORMANCE ONTARIO	02:00.24	+0.44	1285 pts	QFB
13.	USTINOVA Daria-K	1998	RUS	 RUSSIE	02:00.25	+0.80	1285 pts	QFB
14.	ELMSLIE Brittany	1994	AUS	 AUSTRALIE	02:00.35	+0.63	1283 pts	QFB
15.	EGOROVA Anna	1998	RUS	 MONTPELLIER METROPOLE NATATION	02:01.06	+0.39	1272 pts	QFB
16.	SHERIDAN Mikkayla	1995	AUS	 AUSTRALIE	02:01.12	+0.71	1271 pts	QFB
17.	NEUMANN Robin	1997	NED	 PAYS-BAS	02:01.17	+0.59	1270 pts	
18.	UGOLKOVA Maria	1989	SUI	 SUISSE	02:01.34	+0.52	1267 pts	
19.	HOPE Lucy	1997	GBR	 EDINBURGH UNIVERSITY	02:01.41	+0.64	1266 pts	
20.	ZHANG Ke	2001	CHN	 CHINE	02:01.76	+0.52	1260 pts	
21.	NEALE Leah	1995	AUS	 AUSTRALIE	02:01.94		1257 pts	
22.	MUNOZ DEL CAMPO Lidon	1995	ESP	 CN SANT ANDREU	02:01.99	+0.49	1256 pts	
22.	GIRARDET Noemi	1994	SUI	 SUISSE	02:01.99	+0.69	1256 pts	
24.	JONES Ellena	1997	GBR	 SWIM WALES	02:02.03	+0.36	1256 pts	
25.	CUI Bodan	1995	CHN	 CHINE	02:02.38		1250 pts	
26.	HIBBOTT Holly	1999	GBR	 STOCKPORT METRO SWIM CLUB	02:02.57	+0.80	1247 pts	
27.	VAN ROUWENDAAL Sharon	1993	NED	 MONTPELLIER METROPOLE NATATION	02:02.58	+0.67	1247 pts	
28.	HOWARDESEN Maj	1997	DEN	 DANEMARK	02:02.73	+0.71	1244 pts	
29.	HANSEN Marina-Heller	1994	DEN	 DANEMARK	02:02.75		1244 pts	
30.	LOEVBERG Marte	1999	NOR	 NORVÈGE	02:02.76	+0.67	1244 pts	
31.	ZAMORANO SANZ Africa	1998	ESP	 FEDERACION CATALANA DE NATACIO	02:03.09	+0.64	1238 pts	
32.	OLIVIER Monique	1998	LUX	EDINBURGH UNIVERSITY	02:03.26	+0.68	1236 pts	
33.	BRO Signe	1999	DEN	 DANEMARK	02:03.41	+0.64	1233 pts	
34.	LUND Anina	1998	DEN	 DANEMARK	02:04.15	+0.71	1221 pts	
35.	DURAES Diana-Margarida	1996	POR	 PORTUGAL	02:04.33		1218 pts	
36.	CASTRO ORTEGA Patricia	1992	ESP	 CN TERRASSA	02:04.41	+0.71	1217 pts	
37.	WOODS Elyse	1998	AUS	 AUSTRALIE	02:04.56	+0.72	1215 pts	
38.	GARRIDO URBINA Andrea	1994	ESP	 CN BARCELONA	02:05.20	+0.39	1204 pts	
39.	BETHEL Rachel	2000	IRL	 LISBURN CITY SWIM CLUB	02:05.21		1204 pts	
40.	GRANDT Maria	1998	DEN	 DANEMARK	02:05.43	+0.52	1201 pts	
41.	BRO Sarah	1996	DEN	 DANEMARK	02:05.84	+0.76	1194 pts	
41.	GRIFFITHS Isobel	1999	GBR	 GRANDE-BRETAGNE	02:05.84	+0.72	1194 pts	
43.	DAVIES Mari	1998	GBR	 SWIM WALES	02:06.35	+0.70	1186 pts	
44.	GONZALEZ Marta	1995	ESP	 CN SANT ANDREU	02:06.81		1179 pts	
45.	PIECHOTA Paulina	1999	POL	 POLOGNE	02:07.32	+0.81	1171 pts	
46.	BAO Lin	2000	CHN	 CHINE	02:07.51	+0.69	1168 pts	
47.	MARCHAL Léa	1999	FRA	 MONTPELLIER METROPOLE NATATION	02:07.61		1166 pts	
48.	COUSSON Clothilde	1998	FRA	 STADE FRANÇAIS O COURBEVOIE	02:08.76	+0.32	1148 pts	

PÔLE FRANCE NATATION COURSE - PARIS (INSEP)

49. STARK Katherine	1998	GBR	 EDINBURGH UNIVERSITY	02:09.40		1138 pts
50. HACHE Cloé	1997	FRA	 CN MARSEILLE	02:09.65	+0.50	1134 pts





PÔLE FRANCE NATATION COURSE - MARSEILLE

51. HIERRO PUJOL Aina	1998	ESP	 CN PALMA	02:09.98	+0.66	1129 pts
52. BARTOLINI Mathilde	2003	FRA	 CANET 66 NATATION	02:11.43	+0.75	1107 pts
53. DEVILLARD Alessandra	2000	FRA	 CANET 66 NATATION	02:11.85		1101 pts

PÔLE FRANCE NATATION COURSE - FONT-ROMEU

54. CARO Emma	2000	FRA	 CANET 66 NATATION	02:13.96	+0.70	1069 pts
---------------	------	-----	---	-----------------	-------	----------

PÔLE FRANCE NATATION COURSE - FONT-ROMEU

55. SERNA Elisa	2002	FRA	 CANET 66 NATATION	02:15.35		1048 pts
56. MOREL Luna	2002	FRA	 CANET 66 NATATION	02:18.83	+0.76	997 pts
--- SAVARD Katerine	1993	CAN	 CAMO	DNS dec		---
--- OLEKSIK Penny	2000	CAN	 HIGH PERFORMANCE ONTARIO	DNS dec		---

--- JACK Shayna 1998 AUS  AUSTRALIE DNS dec

200 Nage Libre Messieurs - Finale A (Samedi 17 Juin 2017 - 19h44)

1. KRASNYKH Aleksandr	1995	RUS	 RUSSIE	01:47.36	+0.67	1305 pts
2. STRAVIUS Jérémy	1988	FRA	 AMIENS METROPOLE NAT.	01:47.89	+0.67	1296 pts
<i>PÔLE FRANCE NATATION COURSE - AMIENS</i>						
3. MAGNINI Filippo	1982	ITA	 ITALIE	01:48.70	+0.64	1281 pts
4. DOTTO Luca	1990	ITA	 ITALIE	01:49.79	+0.64	1262 pts
5. DUDAS Daniel	1994	HUN	 IRON AQUATICS	01:49.94	+0.66	1259 pts
6. SMITH Daniel	1992	AUS	 AUSTRALIE	01:49.96	+0.71	1259 pts
6. HORTON Mack	1996	AUS	 AUSTRALIE	01:49.96	+0.79	1259 pts
8. BRZOSKOWSKI Maarten	1995	NED	 PAYS-BAS	01:51.02	+0.66	1240 pts

200 Nage Libre Messieurs - Finale B (Samedi 17 Juin 2017 - 16h43)

1. MAJCHRZAK Kacper	1992	POL	 POLOGNE	01:49.08	+0.72	1275 pts
2. LIE Anders	1991	DEN	 DANEMARK	01:49.65	+0.59	1264 pts
3. MCEVOY Cameron	1994	AUS	 AUSTRALIE	01:50.15	+0.64	1256 pts
4. LIESS Nils	1996	SUI	 SUISSE	01:50.62	+0.68	1247 pts
5. THORMEYER Markus	1997	CAN	 CANADA	01:51.02	+0.73	1240 pts
6. GRAHAM Alexander	1995	AUS	 AUSTRALIE	01:51.19	+0.73	1237 pts
7. LIE Markus	1995	NOR	 NORVÈGE	01:51.43	+0.68	1233 pts
8. DESPLANCHES Jeremy	1994	SUI	 SUISSE	01:51.90	+0.65	1225 pts







200 Nage Libre Messieurs - Bfa (Samedi 17 Juin 2017 - 12h16)

1. BRZOSKOWSKI Maarten	1995	NED	 PAYS-BAS	01:52.16	+0.64	1220 pts QFA
2. MCEVOY Cameron	1994	AUS	 AUSTRALIE	01:53.65	+0.59	1194 pts QFB

200 Nage Libre Messieurs - Séries (Samedi 17 Juin 2017 - 11h53)

1. KRASNYKH Aleksandr	1995	RUS	 RUSSIE	01:49.10	+0.67	1274 pts QFA
2. STRAVIUS Jérémy	1988	FRA	 AMIENS METROPOLE NAT.	01:49.21	+0.69	1272 pts QFA

PÔLE FRANCE NATATION COURSE - AMIENS

3. DOTTO Luca	1990	ITA	 ITALIE	01:49.35	+0.43	1270 pts	QFA
4. SMITH Daniel	1992	AUS	 AUSTRALIE	01:49.46	+0.59	1268 pts	QFA
5. MAGNINI Filippo	1982	ITA	 ITALIE	01:49.58	+0.63	1266 pts	QFA
6. HORTON Mack	1996	AUS	 AUSTRALIE	01:49.67	+0.71	1264 pts	QFA
7. DUDAS Daniel	1994	HUN	 IRON AQUATICS	01:49.68	+0.64	1264 pts	QFA
8. BRZOSKOWSKI Maarten	1995	NED	 PAYS-BAS	01:49.69	+0.66	1264 pts	Bfa
9. MCEVOY Cameron	1994	AUS	 AUSTRALIE	01:49.69	+0.64	1264 pts	Bfa
10. LIE Anders	1991	DEN	 DANEMARK	01:49.90		1260 pts	QFB
11. GRAHAM Alexander	1995	AUS	 AUSTRALIE	01:50.10	+0.75	1257 pts	QFB
12. MAJCHRZAK Kacper	1992	POL	 POLOGNE	01:50.12	+0.73	1256 pts	QFB
13. THORMEYER Markus	1997	CAN	 CANADA	01:50.28	+0.74	1253 pts	QFB
14. LE CLOS Chad	1992	RSA	 ENERGY STANDARD CLUB	01:50.33	+0.69	1252 pts	QFB
15. DESPLANCHES Jeremy	1994	SUI	 SUISSE	01:50.52	+0.61	1249 pts	QFB
16. LIESS Nils	1996	SUI	 SUISSE	01:50.58	+0.66	1248 pts	QFB
17. LIE Markus	1995	NOR	 NORVÈGE	01:51.08	+0.51	1239 pts	
18. DERACHE Alexandre	1998	FRA	 AMIENS METROPOLE NAT.	01:51.37	+0.67	1234 pts	

PÔLE FRANCE NATATION COURSE - AMIENS

19. STANLEY Matthew	1992	NZL	 NOUVELLE-ZÉLANDE	01:51.60	+0.76	1230 pts	
20. MCKEON David	1992	AUS	 AUSTRALIE	01:51.82	+0.72	1226 pts	
20. OVESEN Sebastian	1994	DEN	 DANEMARK	01:51.82	+0.58	1226 pts	
22. CHAOUACHI Mohamed-Ali	1995	TUN	 SO MILLAU N	01:52.07	+0.66	1222 pts	

PÔLE ESPOIRS NATATION COURSE - LIMOGES

23. OLAFSON Carson	1997	CAN	 CANADA	01:52.11	+0.65	1221 pts	
24. SLOAN Jordan	1993	IRL	 IRLANDE	01:52.26	+0.75	1219 pts	
25. PARKINSON Jarvis	1998	GBR	 GRANDE-BRETAGNE	01:52.27	+0.66	1218 pts	
26. HE Junyi	1997	CHN	 CHINE	01:52.37	+0.69	1217 pts	
27. VENDRAME Ivano	1997	ITA	 ITALIE	01:52.51	+0.71	1214 pts	
28. GERRARD Jack	1994	AUS	 AUSTRALIE	01:52.68	+0.75	1211 pts	
29. SVENDSEN Marcus-Kroeyer	1997	DEN	 DANEMARK	01:52.70	+0.69	1211 pts	
30. KURLE Cameron	1997	GBR	 GRANDE-BRETAGNE	01:52.87	+0.42	1208 pts	
31. MC MILLAN Jack	2000	IRL	 IRLANDE	01:52.92	+0.49	1207 pts	
32. LIESS Thomas	1995	SUI	 SUISSE	01:53.02	+0.62	1205 pts	
33. D'ORIANO Nicolas	1997	FRA	 CN MARSEILLE	01:53.04	+0.32	1205 pts	

PÔLE FRANCE NATATION COURSE - MARSEILLE

34. NEGRI Benno	1998	AUS	 AUSTRALIE	01:53.06	+0.66	1205 pts	
35. CHISHOLM Kyle	1997	GBR	 GRANDE-BRETAGNE	01:53.42	+0.63	1198 pts	
35. INCERTI Zac	1996	AUS	 AUSTRALIE	01:53.42	+0.69	1198 pts	
37. MCGUCKIN Kieran	1992	GBR	 EDINBURGH UNIVERSITY	01:53.70	+0.62	1194 pts	
38. WANG Yifan	2000	CHN	 CHINE	01:54.10	+0.45	1187 pts	
39. FUCHS Roman	1998	FRA	 AMIENS METROPOLE NAT.	01:54.11	+0.65	1187 pts	

PÔLE FRANCE NATATION COURSE - AMIENS

40. WOJDAK Wojciech	1996	POL	 POLOGNE	01:54.23	+0.69	1184 pts	
41. JONES Daniel	1996	GBR	 SWIM WALES	01:54.44	+0.70	1181 pts	
42. ROVIRA GUILLEN Arnau	1995	ESP	 FEDERACION CATALANA DE NATACIO	01:54.50	+0.65	1180 pts	
43. POWELL Robert	2000	IRL	 IRLANDE	01:54.92	+0.72	1173 pts	
44. QUINN Gerard	1998	IRL	 IRLANDE	01:54.96	+0.72	1172 pts	

45. HYLAND Brendan	1994	IRL	 IRLANDE	01:54.98	+0.74	1172 pts
46. MELENNEC Alex	1996	IRL	 UNIVERSITY COLLEGE DUBLIN	01:55.00	+0.67	1171 pts
47. MORTENSEN Oli	1996	DEN	HOVEDSTADEN SWIM CLUB	01:55.15	+0.65	1169 pts
48. DERBYSHIRE Tom	1998	GBR	 GRANDE-BRETAGNE	01:55.17	+0.71	1168 pts
49. CALZADA MUNOZ Marc	1995	ESP	 FEDERACION CATALANA DE NATACIO	01:55.32	+0.67	1166 pts
50. RODRIGUEZ Lautaro	1996	ESP	 CN TERRASSA	01:55.81	+0.72	1157 pts
51. SIEDLER Christian	1991	SUI	 SUISSE	01:56.00	+0.69	1154 pts
52. MURPHY Max	2000	GBR	 GRANDE-BRETAGNE	01:56.61		1144 pts
53. ESCRITS Albert	1998	ESP	 CN SANT ANDREU	01:56.84	+0.74	1140 pts
54. FORNDAL Daniel	1997	SWE	 JONKOPINGS SIMSALLSKAP	01:57.88	+0.67	1123 pts
55. GUERRERO RAMOS Atlas	1995	ESP	 CN SANT ANDREU	01:57.92	+0.72	1122 pts
56. POWER Dean	1997	IRL	 UNIVERSITY COLLEGE DUBLIN	01:58.64	+0.75	1110 pts
57. BROWN Cameron	1996	GBR	 SWIM WALES	01:58.76	+0.72	1108 pts
58. CURTU Pau	1997	ESP	 CN TERRASSA	01:58.80	+0.73	1107 pts
59. WIFFEN Daniel	2001	IRL	 LISBURN CITY SWIM CLUB	01:58.87	+0.68	1106 pts
60. MOZZINI-VELLEN Andrea	1998	SUI	 SUISSE	01:59.23	+0.69	1100 pts
61. BARASCUD Paul	1996	FRA	 CN MARSEILLE	02:00.85		1073 pts
			<i>PÔLE FRANCE NATATION COURSE - MARSEILLE</i>			
62. DENCAUSSE Jean	1997	FRA	 CN MARSEILLE	02:01.91	+0.69	1056 pts
			<i>PÔLE FRANCE NATATION COURSE - MARSEILLE</i>			
63. PALASCHUK Brian	1998	CAN	 REGINA OPTIMIST SWIM CLUB	02:01.99	+0.68	1055 pts
64. PRESTON Jenkins	1994	USA	 COUGARS UNIVERSITY	02:02.17	+0.60	1052 pts
--- ELIASSON Isak	1996	SWE	 HELSINGBORGS SIMSALLSKAP	DNS dec		---
--- SIM Wee Sheng Welson	1997	MAS	 MALAISIE	DNS dec		---
--- MAGNUSSEN James	1991	AUS	 AUSTRALIE	DNS dec		---